



Spitzer Ranch



Professional Cattlemen's Brangus Bull Sale

Saturday, February 23, 2013

1:00 EST pm • Fair Play, SC

Dear Friends and Customers,

We are sincerely appreciative of your interest in the Spitzer Ranch breeding program and present the 2013 Bull Sale offering for your approval. Our family feels blessed to have been Registered Brangus Seedstock Breeders since 1982, and privileged to be conducting our 20th Annual Sale. We have consistently bred Brangus Bulls to fill the needs of the profit minded commercial and registered Professional Cattleman.

The entire Spitzer Ranch program has always been structured around the disciplined breeding strategy of using only proven, high accuracy sires and providing 1/2, 3/4 and even full brother sire lines to increase your cow herd's genetic consistency from the bull side. For over a quarter century we have produced practical cattle, ignoring fads, fancies and the "popular bull" of the day. Instead, we have had a steadfast adherence to the Professional Cattleman's demand for profit driven cattle. We totally embrace a philosophy grounded in the twin thoughts of objective selection of cattle for economically relevant traits that enhance profitability in a registered or commercial cow herd; and a total orientation to the needs of the beef industry.

Thanks again for your interest and attention; and please come to our sale. You will find a super group of honest, solid bulls with the proven reliable genetics to put pounds on the ground and dollars in your pocket. Feel free to contact us if you need additional information.

Sincerely,

Doc and Patricia



2013 Spitzer Ranch Bull Sale - Profitable Genetics from Performance Cattlemen
Professional Cattlemen's Brangus Bull Sale

Saturday, February 23, 2013

ANNOUNCEMENTS MADE ON SALE DAY TAKE PRECEDENCE OVER ALL PREVIOUSLY REPORTED INFORMATION

SALE DAY SCHEDULE

8:00 AM EST Animals on Display
 Noon EST Complimentary Meal
 1:00 PM EST Sale Begins

SALE DAY PHONES

Home Office864/972-9140
 John Spitzer864/710-0257
 Patricia Spitzer864/710-4475
 Michael Hunt770/877-2098
 Jamey Hunt678/986-4825
 Wesley Hunt770/548-7950
 Seth Hunt770/548-1667

TELO-AUCTION AVAILABLE

NOTE: For any telephone bidding you must contact us in advance to register a bid number.

If you will not be able to attend the sale, you will still be able to bid by way of a conference call hookup. Beginning at 1:00 EST PM on sale day, potential bidders should call:

1-888-291-0312

to join the conference call live from the sale.

Enter the passcode: **9410759** followed by the # sign. There is no charge to the caller to be on the conference call hook-up.

CLAIMS FOR ADJUSTMENTS

Claims for adjustment must be made in writing to the seller within 6 (six) months of the sale date. All settlements will be made with credit at a future sale and this will, in any and all cases, be deemed full satisfaction and settlement.

LIABILITY

All persons attending this sale do so at their own risk. Neither Spitzer Ranch nor anyone connected with management of the sale assume liability, legally or otherwise, for safety of buildings or premises, or for behavior of animals.

TRUCKING

While hauling is typically a responsibility of the buyer, Spitzer Ranch continues the following policies. FREE HAULING anywhere on bull purchases of \$10,000 (one or several). FREE HAULING on bulls back to our Partners for Quality Cooperator locations. Additionally, we guarantee a maximum trucking cost of \$200 per bull within the states of GA, NC and SC if arrangements are made with us prior to the sale. For other states we will be glad to assist with transportation and will get your bull delivered as economically as possible.

FREE HAULING ON BULLS TO:

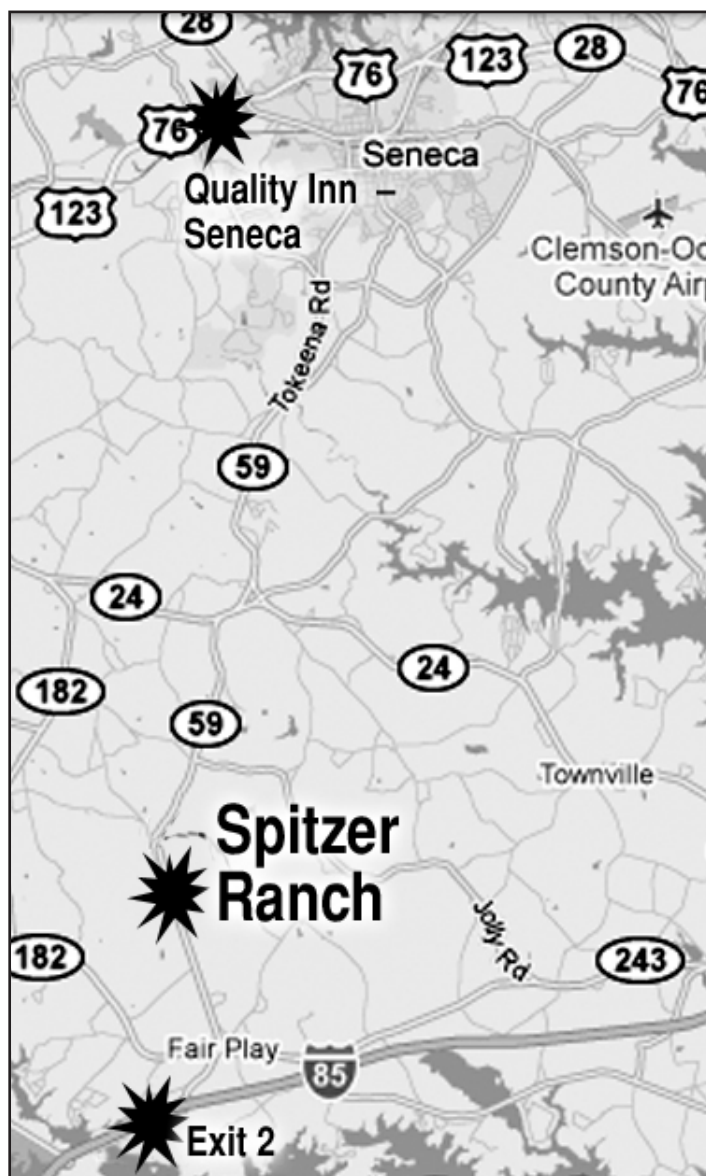
Georgia.....Hunt's H+ Brangus, Calhoun, GA
 South Carolina.....Will Taylor, Honea Path, SC

SALE MOTEL

Quality Inn-Seneca
 226 Hitec Rd. Seneca, SC 29678.....864/888-8300
 Spitzer Ranch Rate of \$68 + Tax

DIRECTIONS TO SPITZER RANCH

Exit North off I-85 at Exit 2, Go North on SC Hwy 59 for 2 miles and look for our ranch sign on your left.



2013 Spitzer Ranch Bull Sale - Profitable Genetics from Performance Cattlemen



Bulls designated with the "Calving-ease Flag" are felt to be Low-Risk Bulls for calving difficulty and are suitable for use on first-calf females.

1. Calving Ease Direct EPD – is expressed as a difference in percentage of unassisted births with a higher value indicating greater calving ease in first-calf heifers. It predicts the average difference in ease which a sire's calves will be born when he is bred to first-calf heifers.
2. Birth weight EPD – predicts calf size and calving ease.
3. Weaning weight EPD – predicts preweaning growth potential.
4. Yearling weight EPD – predicts overall growth potential and post-weaning gain.
5. Milk EPD – predicts the maternal contribution a bull passes to his daughters for milk production and mothering ability.
6. Total maternal EPD – predicts the overall weaning weight of calves from daughters of a bull due to growth potential as well as milk production and mothering ability.
7. Calving Ease Maternal – is expressed as a difference in percentage of unassisted births with a higher value indicating greater calving ease in first-calf daughters. It predicts the average ease with which a sire's daughters will calve as first-calf heifers when compared to daughters of other sires.
8. Scrotal circumference EPD – predicts testicle size.
9. Ribeye area EPD – predicts muscling.
10. Percent intramuscular fat EPD – predicts marbling and quality grade.
11. Fat EPD – predicts external fat thickness and yield grade.
12. To make it easier to evaluate EPDs, the percentile ranking is shown below each individual EPD. This is a great way to understand where the individual ranks in the breed for that particular EPD. For example, where it shows "10%," this means that particular EPD value is in the highest, or TOP 10%, of all non-parent bulls in the entire breed. (A 10% for BW, however, means lowest, or lightest.)
13. Actual birth weight within 24 hours of birth.
14. Weaning weight adjusted to 205 days of age and for age of dam.
15. Ranking of individual 205-day adjusted weaning weight in relation to average adjusted weaning weight of weaning contemporary group of this calf. The contemporary group has an average ratio of 100.
16. Average daily gain (pounds per day) during Spitzer Ranch's 168-day performance growth test.
17. Lifetime weight per day of age (actual weight divided by days of age) at the end of Spitzer Ranch's 168-day performance growth test.
18. Ranking of individual WDA in relation to average WDA of the entire test group, which has an average ratio of 100.
19. Yearling weight adjusted to 365 days of age and for age of dam.
20. Ranking of individual adjusted 365-day yearling weight in relation to the average adjusted yearling weight of yearling contemporary group. The contemporary group has an average ratio of 100.
21. Yearling frame score adjusted to 365-days of age.
22. Yearling scrotal circumference (testicle size measured in centimeters) adjusted to 365-days of age.
23. Curve Bender Index (CBI). Our exclusive INDEX which combines values for low birth weight EPD and high yearling weight EPD into one value. This Index has a highest achievable numeric value of 148 and goes down from there. Bulls with a higher numeric value for CBI would be expected to sire calves with lighter birth weights and yet heavier weaning and yearling weights. Please see www.srbulls.com for a more complete discussion of the CBI or call for a printed version.
24. CBI Quartile Rank. The CBI as described above and is ranked as First, Second, Third or Fourth Quartile. There is probably very little difference among bulls within the same Quartile Rank for CBI. There are greater dif-

LOT #	ANIMAL NAME											Ownership Brand
	Registration #			Birth Date			Tattoo					
CE	EPDs											
	CED	BW	WW	YW	Milk	TM	CEM	SC	REA	%IMF	Fat	
	1	2	3	4	5	6	7	8	9	10	11	
	12	12	12	12	12	12	12	12	12	12	12	12
	Act			205-Day			Test			365-Day Yearling		
	BW	Wt	Ratio	ADG	WDA	Ratio	Wt	Ratio	FS	SC		
	13	14	15	16	17	18	19	20	21	22		
	Curve Bender Index						Carcass Ultrasound Scans					
	CBI	Quartile	REA	Ratio	%IMF	Ratio	Fat	Ratio				
	23	24	25	26	27	28	29	30				
	Sire: SIRE											Base Price
	MGS: MATERNAL GRANDSIRE											Comments
	MGGs: MATERNAL GREAT GRANDSIRE											
	GGGs: MAT. GREAT, GREAT GRANDSIRE											
	Dam's Progeny Record						Dam's Progeny Ultrasound					
	Dam	Age	# Prog	Act BW	BW-R	WW-R	YW-R	REA	%IMF	Fat		
	31	32	33	34	35	36	37	38	39	40		

- ferences among bulls in different Quartile Rank for CBI.
25. Ultrasound measurement of rib eye area, which is indicative of muscling and positively correlated with retail beef.
 26. Ranking of individual adjusted 365-day rib eye area in relation to the average adjusted rib eye area of the yearling contemporary group. The contemporary group has an average ratio of 100.
 27. Ultrasound measurement of percent intramuscular fat or marbling in the ribeye muscle which is a predictor of quality grade.
 28. Ranking of individual adjusted 365-day percent intramuscular fat in relation to the average adjusted percent intramuscular fat of the yearling contemporary group. The contemporary group has an average ratio of 100.
 29. Ultrasound measurement of fat thickness at the 12th rib, which is a good indicator of yield grade.
 30. Ranking of individual adjusted fat thickness at the 12th rib in relation to the average adjusted fat thickness at the 12th rib of the yearling contemporary group. The contemporary group has an average ratio of 100.
 31. The tattoo or private herd number (PHN) of the dam of this calf.
 32. Age of dam at time of birth of this calf.
 33. Number of calves born to dam
 34. Average actual birth weight of dam's progeny.
 35. Average birth weight ratio of dam's progeny compared within contemporary groups.
 36. Average weaning weight ratio of dam's progeny compared within contemporary groups.
 37. Average yearling weight ratio of dam's progeny compared within contemporary groups.
 38. Average ultrasound ribeye area of dam's bull calves.
 39. Average ultrasound % intermuscular fat of dam's bull calves.
 40. Average ultrasound fat thickness of dam's bull calves.

NOTE: All ultrasound scans (25-30 and 38-40) are adjusted to 365 days of age.

For your convenience, non-parent breed average EPDs are on each page.

	CED	BW	WW	YW	MILK	TM	CEM	SC	REA	%IMF	FT
EPDS	5.0	0.8	24	43	11	23	7.1	0.5	0.31	0.01	-0.001

RESERVE SALE POLICY

Pretty well everyone has a floor price under their bulls at auction. You know the game; a lot of bulls get bid off to the same number or the same name and no bull sells below a certain price. We believe that's pretty devious. We don't like playing games and we want to tell you our minimum price up front in an honest and straightforward manner. We have a reserve "Base Price" on each bull selling in this sale.

Each bull will be started at the listed "Base Price". If you are willing to bid the base price do so before we are past that bull in the sale order. Once we move on to the next bull in the sale order, any passed-over bull is still available for sale, but the price will then be \$100 over the base price as listed in this catalog. In fact, any bull not sold on sale day will be available at that price through March 16, 2013, from our private treaty pens. But, no bull sold after sale day will ever be lower than the reserve base price plus \$100.

RETAINED-INTEREST BULLS

Spitzer Ranch (and/or our cooperators) reserves the right to retain a 50% revenue sharing semen interest on any bull sold. Bulls are in your possession and under your control for natural service and you get 100% of the salvage value. We will continue to own half interest in bulls for the purpose of collecting and marketing semen, as well as using semen in our herds. While it is unlikely large amounts of semen will be collected or sold for many bulls, we need that as an option on bulls sold. As a buyer and at your option, you can also have a 50% revenue sharing semen interest and participate in revenue from semen sales. We have developed a Bull Partnership Agreement spelling out further details. Buying a retained-interest bull obligates you to that agreement only for semen collection and sales. To avoid any misunderstandings, if you have any questions at all, please ask. If you chose not to be involved with semen sales, we still reserve the right to collect and market semen on any retained interest bull.

Bulls are cataloged by sale order and sell in sale order based on the highest Curve Bender Index (CBI).

**HARNESSTHE POWER OF
HETEROSIS
BUILD A BETTER COW HERD
KEEP YOUR ANGUS PREMIUMS**

"A Brangus-Angus cross probably gives you as much heterosis relative to Angus genes as you can extract, because you can get the benefits of Cow Efficiency by making a Taurus-Indicus cross."

~Dr. Dan Moser, Kansas State Univ.



International Brangus Breeders Association

BRANGUS

Predictable/Adaptable/Profitable

(210) 696-8231

www.GOBANGUS.com

On the Ranch:

- ❖ Higher conception rates
- ❖ Environmental adaptability
- ❖ More pounds of calf per cow
- ❖ Fescue Fungus Tolerant
- ❖ Increased Longevity

In the Feedyard:

- ❖ Increased efficiency
- ❖ Added heat tolerance
- ❖ Fewer days on feed

On the Rail:

- ❖ Consistently earn premiums in Angus product lines including CAB
- ❖ Lower yield grades
- ❖ Research proven tenderness



	CED	BW	WW	YW	MILK	TM	CEM	SC	REA	%IMF	FT
EPDS	5.0	0.8	24	43	11	23	7.1	0.5	0.31	0.01	-0.001

LOT 1 - SR MOHICAN WARRIOR Y174
(R10204615)

INDUSTRY LEADING PERFORMANCE!

Is Y174 the successor to his multi-trait leading sire, TCB Catawba Warrior R532, who ranks #15 for YW, #9 for SC and #17 for REA? He was raised by a two-year-old SR Cadence Warrior S702 daughter. (S702 is #5 on both CED and BW trait leader lists and possesses the highest YW EPD (57 pounds) of any bull on the CED or BW lists). You will note that Y174 himself ranks in the Top 10% CED, Top 3% BW, Top 10% YW, Top 5% MK, Top 10% TM, Top 10% SC and still ranks in Top 35% for REA. We are really excited about this young CURVE BENDER!

SR Mohican Warrior 174 will not be auctioned in the sale. However, we are offering one-half interest (6/12 IBBA interest) and one-half possession in a private treaty silent auction which will end at Noon EST Friday, February 22.

PLEASE CALL OR EMAIL FOR DETAILS!

Y174 is currently being used as natural service sire following our AI program. He will come out of cows April 8, 2013, and our intent is to collect approximately 500 units of semen prior to Y174 going to new owner/partner. We have a Bull Partnership Agreement that we will be happy to send, but in essence we share all expenses for semen collection and all income for semen sales (less 10%) 50:50 with joint owner/partner.

1	SR MOHICAN WARRIOR Y174											S
	Reg. # R10204615 Birth Date: 11/15/11 Tattoo: Y174											
	EPDs											
	CED	BW	WW	YW	Milk	TM	CEM	SC	REA	%IMF	Fat	
	9.0	-2.8	29	62	19	34	6.4	0.9	0.39	-0.09	0.015	
	10%	3%	30%	10%	5%	10%	80%	10%	35%	85%	95%	
Act	205-Day			Test		365-Day Yearling						
BW	Wt	Ratio	ADG	WDA	Ratio	Wt	Ratio	FS	SC			
68	573	101	3.40	2.93	107	1128	106	5.7	34.4			
Curve Bender Index				Carcass Ultrasound Scans								
CBI	Quartile	REA	Ratio	%IMF	Ratio	Fat	Ratio					
139	FIRST	13.1	102	1.66	66	0.25	107					
Sire: TCB CATAWBA WARRIOR R532						Base Price		SEE NOTE				
MGS: SR CADENCE WARRIOR S702						See comments at right						
MGS: CCR INTEGRITY 589K4												
GGGS: CCR SLEEP EASY 38H												
Dam's Progeny Record						Progeny Ultrasound						
Dam	Age	# Prog	Act BW	BW-R	WW-R	YW-R	REA	%IMF	Fat			
W647	2	1	68	91	101	106	13.1	1.66	0.25			

2	SR MOHICAN WARRIOR Y166											S
	Reg. # R10204613 Birth Date: 11/5/11 Tattoo: Y166											
	EPDs											
	CED	BW	WW	YW	Milk	TM	CEM	SC	REA	%IMF	Fat	
	7.4	-1.8	31	65	18	34	5.5	1.2	0.40	0.01	0.002	
	20%	10%	20%	10%	10%	10%	95%	2%	30%	45%	70%	
Act	205-Day			Test		365-Day Yearling						
BW	Wt	Ratio	ADG	WDA	Ratio	Wt	Ratio	FS	SC			
72	544	96	3.40	2.81	102	1090	102	5.3	38.0			
Curve Bender Index				Carcass Ultrasound Scans								
CBI	Quartile	REA	Ratio	%IMF	Ratio	Fat	Ratio					
139	FIRST	12.4	97	2.83	112	0.20	86					
Sire: TCB CATAWBA WARRIOR R532						Base Price		\$3,500				
MGS: SR CADENCE WARRIOR S702						<ul style="list-style-type: none"> • Good As They Get • Top 20% PLUS for 7 EPDs • Calving Ease + Growth • Huge SC 						
MGS: CCR THUNDER 3241M7												
GGGS: CCR INTEGRITY 589K4												
Dam's Progeny Record						Progeny Ultrasound						
Dam	Age	# Prog	Act BW	BW-R	WW-R	YW-R	REA	%IMF	Fat			
W581	2	1	72	96	96	102	12.4	2.83	0.20			

3	SR OTTAWA WARRIOR Y197											S
	Reg. # R10212661 Birth Date: 1/12/12 Tattoo: Y197											
	EPDs											
	CED	BW	WW	YW	Milk	TM	CEM	SC	REA	%IMF	Fat	
	7.4	-0.6	32	57	18	34	7.7	0.2	0.42	0.06	0.002	
	20%	20%	20%	20%	10%	10%	20%	75%	30%	30%	70%	
Act	205-Day			Test		365-Day Yearling						
BW	Wt	Ratio	ADG	WDA	Ratio	Wt	Ratio	FS	SC			
76	567	103	3.21	3.04	102	1086	102	5.7	32.8			
Curve Bender Index				Carcass Ultrasound Scans								
CBI	Quartile	REA	Ratio	%IMF	Ratio	Fat	Ratio					
129	FIRST	13.0	104	3.34	109	0.21	110					
Sire: SR MEDICINE MAN W415						Base Price		\$3,500				
MGS: SR CADENCE WARRIOR R568						<ul style="list-style-type: none"> • Total Profit Production • Top 25% PLUS for 9 EPDs • Calving Ease + Growth • High %IMF 						
MGS: ACES TF WRANGLER 145/8												
GGGS: CADENCE OF BRINKS 535D3												
Dam's Progeny Record						Progeny Ultrasound						
Dam	Age	# Prog	Act BW	BW-R	WW-R	YW-R	REA	%IMF	Fat			
U811	4	3	63	105	102	102	13.0	3.34	0.21			

4	SR MOHICAN WARRIOR Y111											S
	Reg. # R10204520 Birth Date: 10/21/11 Tattoo: Y111											
	EPDs											
	CED	BW	WW	YW	Milk	TM	CEM	SC	REA	%IMF	Fat	
	11.5	-4.0	26	54	19	32	7.5	0.4	0.72	-0.16	0.008	
	1%	1%	40%	25%	5%	15%	30%	55%	3%	95%	90%	
Act	205-Day			Test		365-Day Yearling						
BW	Wt	Ratio	ADG	WDA	Ratio	Wt	Ratio	FS	SC			
72	500	102	3.65	2.93	105	1084	109	5.6	30.6			
Curve Bender Index				Carcass Ultrasound Scans								
CBI	Quartile	REA	Ratio	%IMF	Ratio	Fat	Ratio					
124	FIRST	13.6	109	1.80	62	0.38	185					
Sire: TCB CATAWBA WARRIOR R532						Base Price		\$3,000				
MGS: CCR INTEGRITY 589K4						<ul style="list-style-type: none"> • Bet-The-Ranch Calving Ease • Top 1% for CED & BW EPDs • Top 4% MK & Top 10% TM EPDs • Big REA & Top 3% REA EPD 						
MGS: CCR UPDATE 314C												
GGGS: CCR PATHFINDER 35Z												
Dam's Progeny Record						Progeny Ultrasound						
Dam	Age	# Prog	Act BW	BW-R	WW-R	YW-R	REA	%IMF	Fat			
1893N	8	7	73	101	104	103	12.9	2.06	0.27			

	CED	BW	WW	YW	MILK	TM	CEM	SC	REA	%IMF	FT
EPDS	5.0	0.8	24	43	11	23	7.1	0.5	0.31	0.01	-0.001

2013 Spitzer Ranch Bull Sale - Profitable Genetics from Performance Cattlemen

5	SR MOHICAN WARRIOR Y164										S
	Reg. # R10204612 Birth Date: 10/30/11 Tattoo: Y164										
	EPDs										
	CED	BW	WW	YW	Milk	TM	CEM	SC	REA	%IMF	Fat
	9.1	-3.3	24	53	19	31	6.1	1.0	0.38	0.04	0.019
10% 2% 50% 25% 5% 15% 90% 10% 35% 35% 95%											
Act	205-Day			Test	365-Day Yearling						
BW	Wt	Ratio	ADG	WDA	Ratio	Wt	Ratio	FS	SC		
66	517	91	2.96	2.58	94	1008	95	5.5	35.7		
Curve Bender Index					Carcass Ultrasound Scans						
CBI	Quartile	REA	Ratio	%IMF	Ratio	Fat	Ratio				
124	FIRST	12.5	97	2.81	112	0.28	120				
Sire: TCB CATAWBA WARRIOR R532						Base Price		\$3,000			
MGS: SR CADENCE WARRIOR S702						<ul style="list-style-type: none"> Bet-The-Ranch Calving Ease Top 10% CED & Top 2% BW EPDs Top 4% MK & Top 15% TM EPDs Calving Ease + Growth + Maternal 					
MGGs: CCR INTEGRITY 589K4											
GGGs: CCR SLEEP EASY 38H											
Dam's Progeny Record					Progeny Ultrasound						
Dam	Age	# Prog	Act	BW	BW-R	WW-R	YW-R	REA	%IMF	Fat	
W591	2	1	66	91	91	95	12.5	2.81	0.28		

6	WTN ULTRA WARRIOR Y209										T
	Reg. # UB10218052 Birth Date: 11/24/11 Tattoo: Y209										
	EPDs										
	CED	BW	WW	YW	Milk	TM	CEM	SC	REA	%IMF	Fat
	6.8	-0.8	32	55	22	38	7.0	NA	0.21	0.15	0.003
30% 15% 20% 25% 1% 3% 60% NA 70% 10% 75%											
Act	205-Day			Test	365-Day Yearling						
BW	Wt	Ratio	ADG	WDA	Ratio	Wt	Ratio	FS	SC		
92	722	106	2.60	2.95	100	1089	100	6.5	37.2		
Curve Bender Index					Carcass Ultrasound Scans						
CBI	Quartile	REA	Ratio	%IMF	Ratio	Fat	Ratio				
124	FIRST	14.0	100	4.03	100	0.22	100				
Sire: YON RIGHT TIME T342						Base Price		\$3,000			
MGS: CADENCE OF BRINKS 535D3						<ul style="list-style-type: none"> ULTRABLACK Growth + Maternal + Carcass Top 20% PLUS for 6 EPDs Huge REA & Super %IMF 					
MGGs: SR CHEROKEE OUTLAW E504											
GGGs: GKD PISTOL R103											
Dam's Progeny Record					Progeny Ultrasound						
Dam	Age	# Prog	Act	BW	BW-R	WW-R	YW-R	REA	%IMF	Fat	
K026	12	10	82	100	102	102	13.2	2.92	0.20		

7	SR OTTAWA WARRIOR Y189										S
	Reg. # R10204639 Birth Date: 12/9/11 Tattoo: Y189										
	EPDs										
	CED	BW	WW	YW	Milk	TM	CEM	SC	REA	%IMF	Fat
	5.6	-0.2	31	54	18	33	6.4	0.3	0.46	0.12	0.008
45% 25% 20% 25% 10% 10% 80% 65% 20% 15% 90%											
Act	205-Day			Test	365-Day Yearling						
BW	Wt	Ratio	ADG	WDA	Ratio	Wt	Ratio	FS	SC		
88	572	104	3.05	2.92	98	1067	100	6.7	33.9		
Curve Bender Index					Carcass Ultrasound Scans						
CBI	Quartile	REA	Ratio	%IMF	Ratio	Fat	Ratio				
124	FIRST	12.9	104	3.22	105	0.09	47				
Sire: SR MEDICINE MAN W415						Base Price		\$3,000			
MGS: SR CADENCE WARRIOR H823						<ul style="list-style-type: none"> SCURS REMOVED Growth + Maternal + Carcass Top 25% YW & Top 10% MK & TM EPDs Top 20% PLUS REA & %IMF EPDs 					
MGGs: ACES TF WRANGLER 145/8											
GGGs: CHALLENGER OF BRINKS 99E43											
Dam's Progeny Record					Progeny Ultrasound						
Dam	Age	# Prog	Act	BW	BW-R	WW-R	YW-R	REA	%IMF	Fat	
U848	4	3	78	106	102	100	12.9	3.22	0.09		

8	SR MOHICAN WARRIOR Y179										S
	Reg. # R10204633 Birth Date: 11/22/11 Tattoo: Y179										
	EPDs										
	CED	BW	WW	YW	Milk	TM	CEM	SC	REA	%IMF	Fat
	11.0	-4.1	21	51	24	35	6.9	0.4	0.67	0.16	0.019
1% 1% 65% 30% 1% 10% 65% 55% 4% 10% 95%											
Act	205-Day			Test	365-Day Yearling						
BW	Wt	Ratio	ADG	WDA	Ratio	Wt	Ratio	FS	SC		
64	540	98	3.34	2.93	98	1072	101	6.0	31.9		
Curve Bender Index					Carcass Ultrasound Scans						
CBI	Quartile	REA	Ratio	%IMF	Ratio	Fat	Ratio				
119	FIRST	13.3	107	3.93	128	0.38	198				
Sire: TCB CATAWBA WARRIOR R532						Base Price		\$3,000			
MGS: BURTIN'S TRANSFORMER 803G3						<ul style="list-style-type: none"> Outstanding Calving Ease Top 1% for CED & BW EPDs Top 1% MK & Top 10% TM EPDs Big REA & High %IMF 					
MGGs: ACES TF WRANGLER 145/8											
GGGs: CADENCE OF BRINKS 535D3											
Dam's Progeny Record					Progeny Ultrasound						
Dam	Age	# Prog	Act	BW	BW-R	WW-R	YW-R	REA	%IMF	Fat	
S610	6	5	71	91	99	101	12.9	3.48	0.36		

"Good cattle are the ones our management system does the least harm to. If we have the genetics that work under our management, whenever the cattle don't work, we have to ask, 'What did we do wrong?'"

- Dr. Robbi Pritchard

9	SR MOHICAN WARRIOR Y123										S
	Reg. # R10204532 Birth Date: 10/29/11 Tattoo: Y123										
	EPDs										
	CED	BW	WW	YW	Milk	TM	CEM	SC	REA	%IMF	Fat
	8.0	-1.2	29	52	19	33	7.2	0.8	0.24	-0.11	0.014
15% 15% 30% 30% 5% 10% 45% 15% 60% 95% 95%											
Act	205-Day			Test	365-Day Yearling						
BW	Wt	Ratio	ADG	WDA	Ratio	Wt	Ratio	FS	SC		
86	542	111	2.89	2.73	98	1004	101	6.4	34.5		
Curve Bender Index					Carcass Ultrasound Scans						
CBI	Quartile	REA	Ratio	%IMF	Ratio	Fat	Ratio				
119	FIRST	11.1	89	2.22	76	0.17	83				
Sire: TCB CATAWBA WARRIOR R532						Base Price		\$3,000			
MGS: CCR INTEGRITY 589K4						<ul style="list-style-type: none"> Nicely Balanced EPDs Top 15% CED & BW EPDs Top 25% WW % YW EPDs Top 4% MK & Top 10% TM EPDs 					
MGGs: CCR PATHFINDER 196C5											
GGGs: CCR PATHFINDER 152W											
Dam's Progeny Record					Progeny Ultrasound						
Dam	Age	# Prog	Act	BW	BW-R	WW-R	YW-R	REA	%IMF	Fat	
96R5	6	5	70	92	98	98	10.7	2.10	0.20		

	CED	BW	WW	YW	MILK	TM	CEM	SC	REA	%IMF	FT
EPDS	5.0	0.8	24	43	11	23	7.1	0.5	0.31	0.01	-0.001

2013 Spitzer Ranch Bull Sale - Profitable Genetics from Performance Cattlemen

10	SR OTTAWA WARRIOR Y187											S
	Reg. # R10204619 Birth Date: 12/4/11 Tattoo: Y187											
	EPDs											
	CED	BW	WW	YW	Milk	TM	CEM	SC	REA	%IMF	Fat	
	6.9	-0.3	29	52	21	35	6.8	-0.1	0.03	0.16	0.016	
25% 25% 30% 30% 2% 10% 65% 95% 95% 10% 95%												
Act	205-Day			Test	365-Day Yearling							
BW	Wt	Ratio	ADG	WDA	Ratio	Wt	Ratio	FS	SC			
78	619	109	3.21	2.88	105	1099	103	5.9	28.2			
Curve Bender Index				Carcass Ultrasound Scans								
CBI	Quartile	REA	Ratio	%IMF	Ratio	Fat	Ratio					
119	FIRST	11.4	88	3.25	129	0.28	120					
Sire: SR MEDICINE MAN W415						Base Price		\$3,000				
MGS: ACES TF WRANGLER 145/8						<ul style="list-style-type: none"> • Calving Ease + Maternal • Top 25% CED & BW EPDs • Top 2% MK & Top 4% TM EPDs • Top 25% WW & YW EPDs 						
MGS: CADENCE OF BRINKS 535D3												
GGS: TYSON OF BRINKS LB302Y62												
Dam's Progeny Record					Progeny Ultrasound							
Dam	Age	# Prog	Act BW	BW-R	WW-R	YW-R	REA	%IMF	Fat			
W414	2	1	78	115	109	103	11.4	3.25	0.28			

11	H+ MR CHEROKEE 44Y12											H+
	Reg. # R10200335 Birth Date: 10/17/11 Tattoo: 44Y12											
	EPDs											
	CED	BW	WW	YW	Milk	TM	CEM	SC	REA	%IMF	Fat	
	7.0	-0.2	22	52	14	26	7.3	0.7	0.57	0.15	0.002	
25% 25% 60% 30% 30% 40% 40% 25% 10% 10% 70%												
Act	205-Day			Test	365-Day Yearling							
BW	Wt	Ratio	ADG	WDA	Ratio	Wt	Ratio	FS	SC			
80	514	105	3.28	2.80	100	1039	105	5.3	29.0			
Curve Bender Index				Carcass Ultrasound Scans								
CBI	Quartile	REA	Ratio	%IMF	Ratio	Fat	Ratio					
119	FIRST	14.3	115	3.13	107	0.23	112					
Sire: WW CHEROKEE 535W36						Base Price		\$3,000				
MGS: SVF MR FUTURE DIRECTION 99P						<ul style="list-style-type: none"> • SCURS REMOVED • Powerful Growth + Carcass • Top 25% YW EPD & Huge REA • Top 10% REA & %IMF EPDs 						
MGS: SUNRISE OF BRINKS 268K3												
GGS: PLEDGE OF BRINKS 14F6												
Dam's Progeny Record					Progeny Ultrasound							
Dam	Age	# Prog	Act BW	BW-R	WW-R	YW-R	REA	%IMF	Fat			
44S16	5	3	76	93	108	111	14.2	2.58	0.17			

12	SR SIOUX WARRIOR Y124											S
	Reg. # R10204533 Birth Date: 10/30/11 Tattoo: Y124											
	EPDs											
	CED	BW	WW	YW	Milk	TM	CEM	SC	REA	%IMF	Fat	
	4.8	0.5	33	65	11	28	6.6	0.9	0.38	-0.13	0.011	
60% 45% 15% 10% 55% 30% 75% 10% 35% 95% 95%												
Act	205-Day			Test	365-Day Yearling							
BW	Wt	Ratio	ADG	WDA	Ratio	Wt	Ratio	FS	SC			
90	537	110	3.71	3.06	109	1131	114	7.2	35.7			
Curve Bender Index				Carcass Ultrasound Scans								
CBI	Quartile	REA	Ratio	%IMF	Ratio	Fat	Ratio					
115	FIRST	13.3	107	1.68	58	0.21	102					
Sire: SR CADENCE WARRIOR S702						Base Price		\$3,000				
MGS: CCR SLEEP EASY 38H						<ul style="list-style-type: none"> • Industry Leading Power • Top 15% WW & Top 10% YW EPDS • High ADG On Test & High YW Ratio • Out of Game Changing Cow 						
MGS: 4L 201-4												
GGS: CCR HONDO 155A												
Dam's Progeny Record					Progeny Ultrasound							
Dam	Age	# Prog	Act BW	BW-R	WW-R	YW-R	REA	%IMF	Fat			
334L	10	9	74	101	103	105	13.3	1.68	0.21			

13	SR SIOUX WARRIOR Y146											S
	Reg. # R10204549 Birth Date: 12/7/11 Tattoo: Y146											
	EPDs											
	CED	BW	WW	YW	Milk	TM	CEM	SC	REA	%IMF	Fat	
	9.1	-2.8	25	47	14	26	7.4	0.6	0.12	0.04	0.005	
10% 3% 45% 40% 30% 40% 35% 35% 85% 35% 80%												
Act	205-Day			Test	365-Day Yearling							
BW	Wt	Ratio	ADG	WDA	Ratio	Wt	Ratio	FS	SC			
78	460	94	3.05	2.59	93	947	95	6.1	32.0			
Curve Bender Index				Carcass Ultrasound Scans								
CBI	Quartile	REA	Ratio	%IMF	Ratio	Fat	Ratio					
109	SECOND	11.0	89	3.37	116	0.17	83					
Sire: SR CADENCE WARRIOR S702						Base Price		\$2,500				
MGS: PR ELIXIR 698L3						<ul style="list-style-type: none"> • Sleep Easy At Night • Top 10% CED & Top 3% BW EPDs • Top 25% MK EPD • High %IMF 						
MGS: CCR THUNDER 3241M7												
GGS: CCR INTEGRITY 589K4												
Dam's Progeny Record					Progeny Ultrasound							
Dam	Age	# Prog	Act BW	BW-R	WW-R	YW-R	REA	%IMF	Fat			
U512	3	2	75	100	103	95	11.0	3.37	0.17			

14	SR OTTAWA WARRIOR Y193											S
	Reg. # R10212657 Birth Date: 1/5/12 Tattoo: Y193											
	EPDs											
	CED	BW	WW	YW	Milk	TM	CEM	SC	REA	%IMF	Fat	
	7.3	-0.9	26	48	13	26	7.6	0.3	0.10	-0.03	0.006	
20% 15% 40% 40% 40% 40% 25% 65% 90% 60% 85%												
Act	205-Day			Test	365-Day Yearling							
BW	Wt	Ratio	ADG	WDA	Ratio	Wt	Ratio	FS	SC			
78	542	98	3.17	2.90	97	1035	97	6.1	36.2			
Curve Bender Index				Carcass Ultrasound Scans								
CBI	Quartile	REA	Ratio	%IMF	Ratio	Fat	Ratio					
109	SECOND	10.6	86	2.11	69	0.10	52					
Sire: SR MEDICINE MAN W415						Base Price		\$2,500				
MGS: BRINKS EASY STREET 30D37						<ul style="list-style-type: none"> • Calving Ease + Balance • Top 20% CED & Top 15% BW EPD • Top 40% PLUS Growth & Maternal EPDs • Dam is Very Productive Cow 						
MGS: CADENCE OF BRINKS 535D3												
GGS: SR CHEROKEE OUTLAW E504												
Dam's Progeny Record					Progeny Ultrasound							
Dam	Age	# Prog	Act BW	BW-R	WW-R	YW-R	REA	%IMF	Fat			
T127	5	4	74	94	95	100	11.6	2.05	0.11			

Brangus Fit Both Environments... ...The Market **AND** Your Operation

From Florida swamps to the high country of Oregon...
Arizona deserts to the fescue valleys of Virginia...

The Brangus crossbred mother cow produces quality end-product that meets industry demand while fitting your environment better than any other.



International Brangus Breeders Association
BRANGUS
Predictable/Adaptable/Profitable

Contact IBBA
Today for
Marketing
Options

Brangus Gold
Commercial
Females

OptimaxX Age/
Source PVP
Feeder Cattle

(210) 696-8231
www.GOBANGUS.com

	CED	BW	WW	YW	MILK	TM	CEM	SC	REA	%IMF	FT
EPDS	5.0	0.8	24	43	11	23	7.1	0.5	0.31	0.01	-0.001

15	SR AZTEC WARRIOR Y167										S
	Reg. # R10204614 Birth Date: 11/6/11 Tattoo: Y167										
CE	EPDs										
	CED	BW	WW	YW	Milk	TM	CEM	SC	REA	%IMF	Fat
	5.7	0.5	32	56	20	35	7.1	0.7	0.70	0.14	0.007
Act 205-Day Test 365-Day Yearling											
BW	Wt	Ratio	ADG	WDA	Ratio	Wt	Ratio	FS	SC		
78	571	101	2.85	2.75	100	1070	101	6.1	34.5		
Curve Bender Index										Carcass Ultrasound Scans	
CBI	Quartile	REA	Ratio	%IMF	Ratio	Fat	Ratio				
105	SECOND	14.6	114	2.65	105	0.24	103				
Sire: MC ALLIANCE 000P3										Base Price \$2,500	
MGS: SR CADENCE WARRIOR H823										<ul style="list-style-type: none"> • SCURS REMOVED • Calving Ease + Maternal • Top 3% MK & Top 4% TM EPDs • Huge REA 	
MGGs: ACES TF WRANGLER 145/8											
GGGs: CHALLENGER OF BRINKS 99E43											
Dam's Progeny Record										Progeny Ultrasound	
Dam	Age	# Prog	Act	BW	BW-R	WW-R	YW-R	REA	%IMF	Fat	
W465	2	1	78	101	101	101	101	14.6	2.65	0.24	

16	H+ MEDICINE MAN Y156										H+
	Reg. # R10211001 Birth Date: 10/23/11 Tattoo: Y156										
CE	EPDs										
	CED	BW	WW	YW	Milk	TM	CEM	SC	REA	%IMF	Fat
	8.6	-0.9	23	44	15	27	8.8	0.5	0.16	0.07	0.001
Act 205-Day Test 365-Day Yearling											
BW	Wt	Ratio	ADG	WDA	Ratio	Wt	Ratio	FS	SC		
78	519	106	3.40	2.88	103	1064	107	5.8	36.7		
Curve Bender Index										Carcass Ultrasound Scans	
CBI	Quartile	REA	Ratio	%IMF	Ratio	Fat	Ratio				
99	SECOND	14.0	113	3.58	123	0.26	127				
Sire: PR ELIXIR 698L3										Base Price \$2,500	
MGS: SVF MR 607N2										<ul style="list-style-type: none"> • Calving Ease + Carcass • Top 10% CED & Top 15% BW EPDs • Huge REA & Super %IMF • Dam is Very Productive Cow 	
MGGs: SVF STORMY 535K48											
GGGs: SVF MR 192J5											
Dam's Progeny Record										Progeny Ultrasound	
Dam	Age	# Prog	Act	BW	BW-R	WW-R	YW-R	REA	%IMF	Fat	
535S12	5	4	78	100	104	104	104	14.0	3.58	0.26	

17	SR AZTEC WARRIOR Y185										S
	Reg. # R10204638 Birth Date: 11/30/11 Tattoo: Y185										
CE	EPDs										
	CED	BW	WW	YW	Milk	TM	CEM	SC	REA	%IMF	Fat
	-2.5	4.6	45	74	18	41	5.5	0.9	0.40	0.04	-0.001
Act 205-Day Test 365-Day Yearling											
BW	Wt	Ratio	ADG	WDA	Ratio	Wt	Ratio	FS	SC		
102	593	107	3.45	3.12	105	1138	107	7.9	37.2		
Curve Bender Index										Carcass Ultrasound Scans	
CBI	Quartile	REA	Ratio	%IMF	Ratio	Fat	Ratio				
98	SECOND	11.8	95	2.07	67	0.17	89				
Sire: MC ALLIANCE 000P3										Base Price \$2,500	
MGS: LEAD GUN OF BRINKS 222K14										<ul style="list-style-type: none"> • Powerful Growth + Maternal • Top 1% WW & Top 2% YW EPDs • Top 10% MK & Top 1% TM EPDs • 107 WW & YW Ratios 	
MGGs: BRINKS SUPERSTAR 535F69											
GGGs: TROOPER OF BRINKS 30D2											
Dam's Progeny Record										Progeny Ultrasound	
Dam	Age	# Prog	Act	BW	BW-R	WW-R	YW-R	REA	%IMF	Fat	
535T3	4	3	77	113	107	107	107	10.0	2.60	0.10	

18	SR MOHICAN WARRIOR Y121										S
	Reg. # R10204530 Birth Date: 10/28/11 Tattoo: Y121										
CE	EPDs										
	CED	BW	WW	YW	Milk	TM	CEM	SC	REA	%IMF	Fat
	1.4	2.0	37	71	15	34	5.2	0.6	0.61	0.01	0.004
Act 205-Day Test 365-Day Yearling											
BW	Wt	Ratio	ADG	WDA	Ratio	Wt	Ratio	FS	SC		
96	512	105	3.61	2.95	105	1090	110	6.6	31.6		
Curve Bender Index										Carcass Ultrasound Scans	
CBI	Quartile	REA	Ratio	%IMF	Ratio	Fat	Ratio				
97	SECOND	13.1	105	2.85	98	0.15	73				
Sire: TCB CATAWBA WARRIOR R532										Base Price \$2,500	
MGS: CCR SLEEP EASY 38H										<ul style="list-style-type: none"> • Power + Power + Power • Top 10% WW & Top 2% YW EPDs • 3.61 Test ADG & 110 YW Ratio • Super Productive 8 YR OLD Cow 	
MGGs: CCR PATHFINDER 196C5											
GGGs: CCR PATHFINDER 152W											
Dam's Progeny Record										Progeny Ultrasound	
Dam	Age	# Prog	Act	BW	BW-R	WW-R	YW-R	REA	%IMF	Fat	
196N5	8	7	82	108	107	106	106	13.1	2.85	0.15	

Looking to re-build your herd?

BUILD WITH BRANGUS

ON THE RANCH

- Higher conception rates
- Environmental adaptability
- More pounds of calf per cow
- Fescue Fungus Tolerant
- Increased Longevity

IN THE FEED YARD

- Increased efficiency
- Added heat tolerance
- Fewer days on feed

ON THE RAIL

- Consistently earn premiums in Angus product lines including CAB
- Lower yield grades
- Research proven tenderness

210-696-8231 www.GOBANGUS.com


19	H+ MR NUFF SAID 87Y4										H+
	Reg. # R10205505 Birth Date: 11/10/11 Tattoo: 87Y4										
CE	EPDs										
	CED	BW	WW	YW	Milk	TM	CEM	SC	REA	%IMF	Fat
	4.4	1.7	37	66	11	30	6.9	0.7	0.59	0.05	0.000
Act 205-Day Test 365-Day Yearling											
BW	Wt	Ratio	ADG	WDA	Ratio	Wt	Ratio	FS	SC		
74	555	100	3.62	2.44	100	1134	100	6.5	32.8		
Curve Bender Index										Carcass Ultrasound Scans	
CBI	Quartile	REA	Ratio	%IMF	Ratio	Fat	Ratio				
95	SECOND	15.7	100	1.69	100	0.16	100				
Sire: MC NUFF SAID 889T50										Base Price \$2,500	
MGS: SVF MR 274S6										<ul style="list-style-type: none"> • Growth + Muscle • Top 10% WW & Top 2% YW EPDs • Top 10% REA EPD • Largest REA of All Bulls On Test 	
MGGs: BRIGHTSIDE OF BRINKS 789G5											
GGGs: GOSSIP II 58/4											
Dam's Progeny Record										Progeny Ultrasound	
Dam	Age	# Prog	Act	BW	BW-R	WW-R	YW-R	REA	%IMF	Fat	
87W	2	1	74	107	100	100	100	15.7	1.69	0.16	


	CED	BW	WW	YW	MILK	TM	CEM	SC	REA	%IMF	FT
EPDS	5.0	0.8	24	43	11	23	7.1	0.5	0.31	0.01	-0.001

20	SR MOHICAN WARRIOR Y122										S
	Reg. # R10204531 Birth Date: 10/29/11 Tattoo: Y122										
EPDs											
	CED	BW	WW	YW	Milk	TM	CEM	SC	REA	%IMF	Fat
	1.3	1.8	33	65	16	32	4.9	0.6	0.48	-0.11	0.014
	95%	75%	15%	10%	20%	15%	95%	35%	20%	95%	95%
Act	205-Day			Test	365-Day Yearling						
BW	Wt	Ratio	ADG	WDA	Ratio	Wt	Ratio	FS	SC		
98	466	96	3.30	2.69	96	993	100	6.7	33.0		
Curve Bender Index					Carcass Ultrasound Scans						
CBI	Quartile	REA	Ratio	%IMF	Ratio	Fat	Ratio				
90	SECOND	11.8	95	1.98	68	0.19	93				
Sire: TCB CATAWBA WARRIOR R532						Base Price		\$2,500			
MGS: CCR THUNDER 3241M7						<ul style="list-style-type: none"> • Powerful Growth + Maternal • Top 15% WW & Top 10% YW EPDs • Top 15% MK & Top 10% TM EPDs • Top 20% REA EPD 					
MGS: CCR SLEEPEASY 38H											
GGGS: CCR UPDATE 314C											
Dam's Progeny Record						Progeny Ultrasound					
Dam	Age	# Prog	Act	BW	BW-R	WW-R	YW-R	REA	%IMF	Fat	
624R2	7	4	84	102	96	104	11.5	2.15	0.16		

21	H+ HIWASSEE WARRIOR Y157										H+
	Reg. # R10208407 Birth Date: 10/21/11 Tattoo: Y157										
EPDs											
	CED	BW	WW	YW	Milk	TM	CEM	SC	REA	%IMF	Fat
	3.8	1.9	34	63	21	38	7.0	0.5	0.70	0.04	0.011
	75%	80%	15%	10%	2%	2%	60%	45%	3%	35%	95%
Act	205-Day			Test	365-Day Yearling						
BW	Wt	Ratio	ADG	WDA	Ratio	Wt	Ratio	FS	SC		
94	581	119	3.18	2.95	105	1090	110	7.1	31.6		
Curve Bender Index					Carcass Ultrasound Scans						
CBI	Quartile	REA	Ratio	%IMF	Ratio	Fat	Ratio				
90	SECOND	13.9	112	3.56	122	0.31	151				
Sire: SCIPIO OF BRINKS 99T29						Base Price		\$2,500			
MGS: CADENCE OF BRINKS 535D3						<ul style="list-style-type: none"> • Growth + Maternal + Muscle • Top 10% WW & YW EPDs • Top 2% MK & TM EPDs • Big REA & Outstanding %IMF 					
MGS: SPECIAL ADDITION OF BRINKS											
GGGS: CCR PATHFINDER 152W											
Dam's Progeny Record						Progeny Ultrasound					
Dam	Age	# Prog	Act	BW	BW-R	WW-R	YW-R	REA	%IMF	Fat	
44S8	5	4	84	106	107	109	14.1	3.37	0.24		

22	SR WRANGLER WARRIOR Y170										S
	Reg. # R10204626 Birth Date: 11/12/11 Tattoo: Y170										
EPDs											
	CED	BW	WW	YW	Milk	TM	CEM	SC	REA	%IMF	Fat
	3.3	2.3	36	61	21	39	5.0	0.3	0.42	0.14	0.000
	80%	85%	10%	10%	2%	2%	95%	65%	30%	15%	60%
Act	205-Day			Test	365-Day Yearling						
BW	Wt	Ratio	ADG	WDA	Ratio	Wt	Ratio	FS	SC		
94	594	108	3.08	2.94	99	1088	102	7.2	34.3		
Curve Bender Index					Carcass Ultrasound Scans						
CBI	Quartile	REA	Ratio	%IMF	Ratio	Fat	Ratio				
90	SECOND	12.8	103	3.75	122	0.20	104				
Sire: ACES TF WRANGLER 145/8						Base Price		\$2,500			
MGS: SR CADENCE WARRIOR R568						<ul style="list-style-type: none"> • Growth + Maternal + Carcass • Top 10% WW & YW EPDs • Top 2% MK & TM EPDs • Great % IMF & Top 15% %IMF EPD 					
MGS: BURTIN'S TRANSFORMER 803G3											
GGGS: ACES TF WRANGLER 145/8											
Dam's Progeny Record						Progeny Ultrasound					
Dam	Age	# Prog	Act	BW	BW-R	WW-R	YW-R	REA	%IMF	Fat	
U841	4	3	95	118	114	104	12.7	4.48	0.19		

23	SR SIOUX WARRIOR Y118										S
	Reg. # R10204526 Birth Date: 10/26/11 Tattoo: Y118										
	EPDs										
		CED	BW	WW	YW	Milk	TM	CEM	SC	REA	%IMF
	12.4	-5.5	18	40	13	22	8.8	0.6	0.09	0.12	-0.004
	1%	1%	80%	60%	40%	60%	3%	35%	90%	15%	35%
Act	205-Day			Test	365-Day Yearling						
BW	Wt	Ratio	ADG	WDA	Ratio	Wt	Ratio	FS	SC		
62	459	94	3.18	2.54	91	967	97	5.6	32.8		
Curve Bender Index					Carcass Ultrasound Scans						
CBI	Quartile	REA	Ratio	%IMF	Ratio	Fat	Ratio				
89	SECOND	11.5	93	4.10	141	0.12	58				
Sire: SR CADENCE WARRIOR S702						Base Price		\$2,500			
MGS: PR ELIXIR 698L3						<ul style="list-style-type: none"> • Sleep Easy At Night • Top 1% CED & BW EPDs • Lowest Actual BW On Test • Super % IMF & Top 15% %IMF EPD 					
MGS: CCR INTEGRITY 589K4											
GGGS: CCR PATHFINDER 196C5											
Dam's Progeny Record						Progeny Ultrasound					
Dam	Age	# Prog	Act	BW	BW-R	WW-R	YW-R	REA	%IMF	Fat	
U538	3	1	62	79	94	97	11.5	4.10	0.12		

24	SR AZTEC WARRIOR Y177										S
	Reg. # R10204616 Birth Date: 11/21/11 Tattoo: Y177										
	EPDs										
		CED	BW	WW	YW	Milk	TM	CEM	SC	REA	%IMF
	6.5	0.5	29	47	21	35	7.0	0.4	0.47	0.08	-0.004
	30%	45%	30%	40%	2%	5%	60%	55%	20%	25%	35%
Act	205-Day			Test	365-Day Yearling						
BW	Wt	Ratio	ADG	WDA	Ratio	Wt	Ratio	FS	SC		
78	581	102	2.42	2.56	93	989	93	5.8	31.6		
Curve Bender Index					Carcass Ultrasound Scans						
CBI	Quartile	REA	Ratio	%IMF	Ratio	Fat	Ratio				
85	SECOND	13.1	102	1.91	76	0.15	64				
Sire: MC ALLIANCE 000P3						Base Price		\$2,500			
MGS: ACES TF WRANGLER 145/8						<ul style="list-style-type: none"> • Bet-The-Ranch Calving Ease • High Maternal + Carcass • Top 2% MK & Top 4% TM EPDs • Top 20% REA & %IMF EPDs 					
MGS: SR TATANKA WARRIOR P425											
GGGS: CADENCE OF BRINKS 535D3											
Dam's Progeny Record						Progeny Ultrasound					
Dam	Age	# Prog	Act	BW	BW-R	WW-R	YW-R	REA	%IMF	Fat	
W426	2	1	78	105	102	93	13.1	1.91	0.15		

HARNESS THE POWER OF
HETEROISIS
BUILD A BETTER COW HERD
KEEP YOUR ANGUS PREMIUMS

International Brangus Breeders Association
BRANGUS
Predictable/Adaptable/Profitable

"A Brangus-Angus cross probably gives you as much heterosis relative to Angus genes as you can extract, because you can get the benefits of Cow Efficiency by making a Brangus-Angus cross."
—Dr. Dan Mose, Kansas State Univ.

(210) 696-8231
www.GOBANGUS.com

On the Ranch:

- ❖ Higher conception rates
- ❖ Environmental adaptability
- ❖ More pounds of calf per cow
- ❖ Fescue Fungus Tolerant
- ❖ Increased Longevity

In the Feedyard:

- ❖ Increased efficiency
- ❖ Added heat tolerance
- ❖ Fewer days on feed

On the Rail:

- ❖ Consistently earn premiums in Angus product lines including CAB
- ❖ Lower yield grades
- ❖ Research proven tenderness



	CED	BW	WW	YW	MILK	TM	CEM	SC	REA	%IMF	FT
EPDS	5.0	0.8	24	43	11	23	7.1	0.5	0.31	0.01	-0.001

25	H+ FLINSTONE 121Y1											H+
	Reg. # R10207854 Birth Date: 12/26/11 Tattoo: 121Y1											
EPDs												
CED BW WW YW Milk TM CEM SC REA %IMF Fat												
-2.6 4.7 35 55 8 26 5.9 0.5 0.39 -0.07 -0.010												
95% 95% 10% 25% 80% 40% 95% 45% 35% 80% 10%												
Act			205-Day			Test			365-Day Yearling			
BW		Wt	Ratio	ADG	WDA	Ratio	Wt	Ratio	FS	SC		
99		660	100	2.75	3.34	100	1100	100	6.4	36.9		
Curve Bender Index				Carcass Ultrasound Scans								
CBI		Quartile	REA	Ratio	%IMF	Ratio	Fat	Ratio				
75		SECOND	14.0	100	1.86	100	0.31	100				
Sire: SVF 535N35 23 T689							Base Price			\$2,000		
MGS: SVF MR 535N32							<ul style="list-style-type: none"> • Industry Leading Power • Top 10% WW & Top 20% YW EPDs • Highest WDA of All Bulls On Test • Huge REA 					
MGS: CNF-RC STONE 881D												
GGGS: PLR NEW ERA 62M3R												
Dam's Progeny Record						Progeny Ultrasound						
Dam	Age	# Prog	Act BW	BW-R	WW-R	YW-R	REA	%IMF	Fat			
121S3	5	4	82	105	100	100	14.0	1.86	0.31			

26	H+ ETOWAH WARRIOR Y133											H+
	Reg. # R10204507 Birth Date: 11/15/11 Tattoo: Y133											
EPDs												
CED BW WW YW Milk TM CEM SC REA %IMF Fat												
2.9 2.1 30 52 12 27 7.0 0.4 0.19 -0.02 -0.012												
85% 80% 25% 30% 45% 30% 60% 55% 75% 55% 4%												
Act			205-Day			Test			365-Day Yearling			
BW		Wt	Ratio	ADG	WDA	Ratio	Wt	Ratio	FS	SC		
94		562	115	3.29	2.99	107	1089	110	7.1	34.7		
Curve Bender Index				Carcass Ultrasound Scans								
CBI		Quartile	REA	Ratio	%IMF	Ratio	Fat	Ratio				
70		THIRD	11.1	90	2.47	85	0.11	54				
Sire: SLF MR ELIXIR'S PUNCH							Base Price			\$2,000		
MGS: SVF HIGH PRIME 99K31							<ul style="list-style-type: none"> • Consistently Balanced EPDs • 115 WW Ratio & 110 YW Ratio • Super Productive 8-year-old cow 					
MGS: CNF HULK 77H												
GGGS: CNF SOUTHERN PINE 289B2												
Dam's Progeny Record						Progeny Ultrasound						
Dam	Age	# Prog	Act BW	BW-R	WW-R	YW-R	REA	%IMF	Fat			
48P2	8	7	80	103	106	105	12.6	2.71	0.14			

27	H+ ETOWAH WARRIOR Y129											H+
	Reg. # R10204506 Birth Date: 11/8/11 Tattoo: Y129											
EPDs												
CED BW WW YW Milk TM CEM SC REA %IMF Fat												
5.0 1.3 31 48 10 25 7.8 0.1 0.36 -0.08 0.003												
55% 65% 20% 40% 65% 45% 20% 85% 40% 85% 75%												
Act			205-Day			Test			365-Day Yearling			
BW		Wt	Ratio	ADG	WDA	Ratio	Wt	Ratio	FS	SC		
90		546	112	2.90	2.76	99	1011	102	6.8	29.4		
Curve Bender Index				Carcass Ultrasound Scans								
CBI		Quartile	REA	Ratio	%IMF	Ratio	Fat	Ratio				
60		THIRD	12.2	98	2.49	85	0.18	88				
Sire: SLF MR ELIXIR'S PUNCH							Base Price			\$2,000		
MGS: BRINKS BRIGHT SIDE 87N							<ul style="list-style-type: none"> • Nicely Balanced EPDs • Top 20% WW EPD & 112 WW Ratio • Good REA 					
MGS: T.O. TRANSITION 31J4												
GGGS: TYSON OF BRINKS LB302Y62												
Dam's Progeny Record						Progeny Ultrasound						
Dam	Age	# Prog	Act BW	BW-R	WW-R	YW-R	REA	%IMF	Fat			
8R1	6	5	79	100	102	102	12.2	2.49	0.18			

28	H+ TOCCOA WARRIOR Y108											H+
	Reg. # R10204502 Birth Date: 10/17/11 Tattoo: Y108											
EPDs												
CED BW WW YW Milk TM CEM SC REA %IMF Fat												
6.2 -0.1 27 37 12 26 7.5 0.8 0.12 0.39 0.007												
35% 30% 35% 70% 45% 40% 30% 15% 85% 1% 90%												
Act			205-Day			Test			365-Day Yearling			
BW		Wt	Ratio	ADG	WDA	Ratio	Wt	Ratio	FS	SC		
84		545	112	2.50	2.56	91	945	95	5.0	35.0		
Curve Bender Index				Carcass Ultrasound Scans								
CBI		Quartile	REA	Ratio	%IMF	Ratio	Fat	Ratio				
55		THIRD	10.7	86	4.66	160	0.19	93				
Sire: LAMBERT OF BRINKS 317R3							Base Price			\$2,000		
MGS: S.B. MR CADENCE 430H5							<ul style="list-style-type: none"> • Nicely Balanced EPDs • 112 WW Ratio • Top 1% %IMF EPD & Extreme %IMF 					
MGS: ER THE BEEF MACHINE 23/5												
GGGS: WSR CLOUD 942												
Dam's Progeny Record						Progeny Ultrasound						
Dam	Age	# Prog	Act BW	BW-R	WW-R	YW-R	REA	%IMF	Fat			
192N2	9	6	75	94	109	99	11.8	4.41	0.29			

We work very hard to provide the most accurate performance testing program possible and you can feel confident in each piece of data reported. Accurate contemporary grouping is essential in this effort as it is the differences in animal performance within a contemporary group that is reflected in EPDs. Animals from us and our cooperator herds were obviously not raised together and cannot possibly be in the same contemporary group. Therefore, when you look at the individual performance data, a ratio of 100 (average) will not correlate to the same weight among the groups. Be sure you know which animals are in the same contemporary group to know how to compare. Better yet, ignore absolute weights and look at weight ratios and look very, very much harder at EPDs.

Simple Definition of Profitable Beef Production

"A good cow is a cow that weans a good calf every year. PERIOD!"

— Cattle Pioneer Tom Lasater

BEEF CATTLE HERD HEALTH

We and our cooperators take very seriously our commitment to provide you with a healthy animal and to minimize the risk of introducing disease into your cow herd. The following chart depicts our comprehensive, intensive and proactive approach to disease control. It indicates when we administer vaccines, vitamins, parasite control and all testing procedures. Our cooperators follow an identical protocol. We are **Tuberculosis Accredited** {Spitzer Ranch #58348, Taylor #200615T and Hunt's #381} and **Brucellosis Certified** {Spitzer Ranch #2226, Taylor #200615B and Hunt's #381}. Spitzer Ranch and Will Taylor have been testing for Johnes' Disease since 1999; first achieved Johnes'

Disease Surveillance Program Level 4 in 2003; and advanced to be designated as **Johne's Disease Test-Negative Level 6 Herds** under the new program. The Hunt family has been testing for Johnes' Disease by fecal culture since 2010 with all cows testing negative each time and they are working towards designation as a Test-Negative Herd. Additionally, every bull in the sale as well as their sisters back home have been "ear notched" and guaranteed to be **Negative for PI-BVD** by IDEXX Antigen Capture Elisa (ACE).

Health Papers (Certificate of Veterinary Inspection) will be provided at no charge to buyers in order to allow shipment to Anywhere, USA.

Herd Health Protocol - Spitzer Ranch Calving Season OCT THRU DEC					
HEALTH CALENDAR FOR ALL CALVES					
Calf Working @ 2-3 months of age	Clostridial Diseases	IBR-PI3-BVD-BRSV	Leptospirosis		
	<i>Ultrabac 7</i>		<i>Pyramid 10</i>		
Pre-Weaning @ 4 weeks before weaning	Clostridial Diseases	IBR-PI3-BVD-BRSV	Leptospirosis	Other	Tests
	<i>Ultrabac 7</i>	<i>Bovishield Gold</i>	<i>FP5L5</i>	<i>Vitamin A+D</i>	<i>Ear Notch PI-BVD</i>
Weaning @ 7-8 months of age	Clostridial Diseases	IBR-PI3-BVD-BRSV	Leptospirosis	Other	Brucellosis
	<i>Ultrabac 7</i>		<i>Pyramid 10</i>	<i>Eprinex</i>	<i>RB 51 (Heifers Only)</i>
Weaning + 56 days				Other	
				<i>Panacur</i>	
Weaning + 112 days				Other	
				<i>Eprinex</i>	
Yearling	Campylobacteriosis	IBR-PI3-BVD-BRSV	Leptospirosis	Other	
	<i>Vibrin</i>	<i>Bovishield Gold</i>	<i>FP5L5</i>	<i>Eprinex</i>	
			<i>Spirovac</i>	<i>Vitamin A+D</i>	
HEALTH CALENDAR FOR ALL COWS					
Pre-Breeding			Leptospirosis	Other	
			<i>Spirovac</i>	<i>Vitamin A+D</i>	
Pregnancy Examination Mid-Summer	Campylobacteriosis	IBR-PI3-BVD-BRSV	Leptospirosis	Other	Tests
	<i>Vibrin</i>	<i>Bovishield Gold</i>	<i>FP5L5</i>	<i>Eprinex</i>	<i>*Brucellosis</i>
					<i>*Tuberculosis</i>
					<i>*Johne's Disease</i>
* All Testing as Required and Defined by Federal and State Regulations					

Spitzer Ranch



John & Patricia Spitzer

1511 Hwy 59 • Fair Play, SC 29643

864/972-9140

spitzeranch@mindspring.com

RETURN SERVICE REQUESTED



Brangus Seedstock Producer

Profitable Genetics from Performance Cattlemen

*Exit North off I-85 at Exit 2, Go North on SC Hwy 59
for 2 miles and look for our ranch sign on your left.*

**Saturday, February 23, 2013
1:00 EST pm • At the Ranch • Fair Play, SC**

*Professional Cattlemen's
Performance-Tested Brangus Bull Sale*

Spitzer Ranch

