

DAHL LAND & CATTLE LLP

Tuesday, May 5, 2015

1 p.m. CDT • Napoleon Livestock, Napoleon, ND

Sale Day Phone: 1-800-932-8821

This sale will be broadcast live on the internet.

DVAuction
Broadcasting Real-Time Auctions
Real time bidding & proxy bidding available.

Selling in Catalog Order:

60 Range-Ready Yearling Bulls

144 Yearling Replacement Females



Welcome to



"Heterosis Headquarters"
44th Annual Production Sale

Dan – (701) 424-3726
Jeff – (701) 485-3762
JD – (701) 485-3766
Jack – (701) 485-3206

Welcome to Dahl Land & Cattle LLP's 44th Annual Sale!

2015 looks like it's shaping up to be another great year in the cattle industry. Cow herd numbers are at record lows and cattle prices are at record highs. That is a tough combination to beat! One of the biggest advantages of a planned crossbreeding program is calf vigor at birth and hardiness of a cowherd. As a testament to the hardiness and fertility of our cattle, this fall at pregnancy check time, we had 196 yearling heifers and 2-year-old cows that weaned their first calf. Of those 196 there were 14 that failed to breed or rebreed equaling a 93% pregnancy rate on generally the hardest females to get settled.

Our goal is to produce cattle with low birth weights that perform well with no creep to mask what nature can produce. In other words we are looking for genetics that will give us a big spread from birth to weaning and beyond. At the same time our cattle must be structurally functional and be fertile. It is a fairly lofty goal and one we continue to work diligently on.

From our own experience and that of some of our customers, and backed by research done at the MARC in Nebraska, it has been shown that the South Devon X Angus cross is very profitable. Color doesn't matter since both breeds have red & black. Both breeds seem to contribute their own positive traits to the cross including very profitable carcass traits.

When we ultrasounded the bulls the technician said, "These bulls are

hard and good." Our goal of the ration for the bulls this year was for a 3.0 pound per day gain. The bulls have been on a 54 mega-calorie ration of 10 pounds of ground winter rye/grass/alfalfa hay, 4 pounds of wet distiller's grain and 9 pounds of cracked corn per day. During the feed trial; of the 60 bulls listed in the sale 54 gained 3.0 pounds per day or more. There were 6 bulls gaining over 4 pounds per day.

We are again starting the sale with a large group of replacement heifers. As always these heifers come right from the heart of the replacement heifers we raised. The heifers have been grown and not pushed. They were on a 35 mega-calorie ration of 14 pounds of ground winter rye/grass/alfalfa hay, 5 pounds of wet distiller's grain and 3 pounds of cracked corn. We advertise that we are the "Program that Builds Cowherds." A cowherd is by its very nature maternal, Webster defines "Maternal" as: of, relating to, belonging to, or characteristic of a mother; motherly. We would add to that one culling criteria for maintaining a maternal cowherd; if you have to run a cow in the chute for any reason except normal processing or to help with a mis-presented calf at birth, she's not maternal enough and she gets culled. It's a goal we strive for.

In closing, we want to "Thank you" for your continued support and confidence in our program. We look forward to serving you in the future. We also want to thank Our Lord for bringing us together again, for helping us with our decisions and for providing our nation and ourselves with countless blessings.

Sincerely, The Dahls

Bull Credit

If you purchased females from us in 2014, you can receive a \$100 credit towards the purchase of a Dahl Land & Cattle LLP bull.

Yearling Bull Data

- 81 lbs. – Avg. Actual BW
- 719 lbs. – Avg. Adj. 205 Wt.
- 1216 lbs. – Avg. Adj. 365 Wt.

34% of the yearling sale bulls are considered calving-ease bulls.

Calving-Ease Code

- * Use only on cows
- ** Use on cows & heifers with a known birth weight and calving ease history
- *** Use on heifers and all cows

Our recommendations are based on our cow female histories for birth weights and calving ease. Also, with aid from EPDs based on our reference sires and the individual animal.

Annual Production Sale Tuesday, May 5, 2015

1 p.m. CDT • Napoleon Livestock Market • Napoleon, ND

Sale Day Phone: 1-800-932-8821, 701-754-2216

Lunch: Starting at 11:30 a.m. CDT

Sale Order: Yearling Heifers start the sale,
Yearling Bulls selling in catalog order



Roger Jacobs



Ray Erbele



Kris Petersen



Kirby Goettsch



Scott Ressler

Auctioneer:

Roger Jacobs406-373-6124 (home)
Billings, MT..... (406) 698-7686 (cell)

If you cannot attend the sale and are interested in making a purchase, please contact our professional independent representative.

Representatives:

Kirby Goettsch 605-380-3939 (cell)
Farm & Ranch Guide

Scott Ressler..... 701-391-7310 (cell)
ND Stockmen's Assn701-223-2522 (office)

Kris Petersen.....701-377-2345 (home)
Cattle Business Weekly 701-339-0305 (cell)

Professional Independent Representative:

Ray Erbele 701-226-7288 (cell)
701-754-2216 (w), 701-424-3307 (home)

Association Representatives:

Dar Geise, President, NASDA
Steve Koester, Area 5 Director, RAAA

Lodging:

Napoleon, ND:
The Mozy Inn, 701-754-2420, www.mozyinn.com
The Broken Bell Inn, 701-754-2242, www.thebrokenbellinn.com
House of 1904, Bed & Breakfast & other B & Bs, 701-754-2417
The Downtowner Hotel, 701-754-2260

Don's Motel, Linton, ND 701-254-5457

Wishek Inn, Wishek, ND 701-452-4223

Bidding:

All animals sell to the highest bidder. Any disputes will be settled by the auctioneer and his decision will be final.

Mail and Phone Bids:

Mail or phone bids will be handled in strict confidence by us and we ask that they be in our hands in ample time prior to sale date.

Online Bidding:

The sale will be broadcast live on dvauction.com. For information on how to register to bid online, see page 2.

This sale will be broadcast live on the internet.



Terms:

Terms of the sale are cash or check, payable immediately upon the conclusion of the sale and before animals are moved.

Purchases and Risk:

We recommend purchasing insurance. A representative will be present sale day.

Announcements:

Any errors or changes of information printed in this catalog will be announced from the auction block and such announcements shall take precedence.

Breeding Guarantee:

All bulls in this sale are guaranteed to have passed a fertility examination by our veterinarian. The buyer of each bull will receive a certificate of such exam upon paying for the bull. We assume no liability, legal or otherwise, to make any further guarantee to the buyer. No other warranty is expressed or implied.

We will be preg checking and evaluating the heifers so they will be guaranteed open and breedable.

Liability:

All persons who attend this sale do so at their own risk. Dahl Land & Cattle LLP and Napoleon Livestock Market assume no liability for any accidents that may occur. Neither do they assume any liability for loss or injury to livestock due to theft, mysterious disappearance, sickness, improper handling or Act of God.

Herd Veterinarian:

Dr. Dan Schuler, Wishek Veterinary Clinic

Health:

All cattle in this sale are in excellent condition and health. All females have been officially calfhooed Bangs and Preg-Guard Gold 10 vaccinated. All shots and treatments comply with the ND Beef Quality Assurance Program and Pfizer's Beef Friendly program. Where needed, health certificates will be furnished for shipment anywhere in the U.S. Sight Unseen Purchases are fully guaranteed for soundness and quality.

Contract:

The above terms and guarantee constitute a contract between buyer and seller of each animal sold.

Bull Delivery:

- Free deliver to neighboring states on bulls selling for \$10,000 or more, or on volume purchases of four or more bulls.
- \$50 discount if you take your bull home sale day
- If you cannot take your bull(s) home sale day we will feed him (them) for one week at our feedlot at no charge, buyer's risk.
- If you cannot pick your bull(s) up there will be a \$3/day feed charge per head.
- We will cooperate with delivery wherever possible.

Catalog & Promotion by Cow Camp Promotions, www.cowcampromotions.com

EPD NOTES

Expected Progeny Differences (EPDs) give cattlemen a useful tool with which to evaluate the genetic potential of breeding animals.

The printed EPDs in this catalog have been furnished to us by the Red Angus Association of America and the North American South Devon Association.

EPD Breed Averages for Non-Parent Animals Under 2 Years of Age (Spring 2015)

Red Angus

| HB | GM | CED | BW | WW | YW | MILK | ME | HPG | CEM | ST | MARB | YG | CW | REA | FAT |
|-----|----|-----|------|----|----|------|----|-----|-----|----|------|------|----|------|------|
| 109 | 50 | 5 | -1.3 | 57 | 89 | 20 | 1 | 10 | 4 | 10 | 0.45 | 0.02 | 21 | 0.12 | 0.00 |

South Devon

| BW | WW | YW | MILK | MWW | FAT | REA | MARB | RBV | C WT |
|------|-----|-----|------|-----|-------|-------|------|------|-------|
| +2.5 | +43 | +81 | +25 | +46 | +0.01 | +0.22 | +0.4 | +0.8 | +27.4 |



This is the behind-the-scenes force that keep the cattle moving through smoothly on sale day. (L to R) Gary Reed, Jay Reed, Ben Bowman, Andrew Dosch and Jeff Bowman.

DOROTHY DAHL

On March 30, 2015, Dorothy lost her battle with cancer and we lost an amazing and wonderful member of our family.



It has been said that the most important item on a headstone besides the name is the little dash between the dates. The dash represents the life and memories of the person. Dorothy's dash is one of love of Christ and her family, of helping others and of spreading joy.

Her laugh, smile and passion for life will long be remembered and missed. Dorothy may not have won her battle, but the assurance that she is now in the presence of her Savior is the victory that death can not take away.

We appreciate your thoughts and prayers.



Dorothy and Dan

Watch & bid online for FREE at

DVAuction
Broadcasting Real-Time Auctions

**View the Auction Live!
Bid Online... you're ringside
right at your desk!**


Buying online is as easy as 1, 2, 3...

1. Create an account at www.dvauction.com under the "register" tab
2. Apply for bidding approval by clicking on the "details" tab at least 24 hours prior to the auction-a DV representative will notify you once you have been approved
3. Tune in for the sale and make your purchases!

High speed internet is required for successful bidding-be sure to check the lag-time monitor in the top left corner to ensure real-time broadcasts.

Proxy Bidding-if you can't make time to watch the sale, register a proxy bid and let our system represent your bid while you're away. Look for the "proxy bid" tab on the auction listing, and fill in your maximum bids. We'll handle the rest!

Having troubles? During the auction, you can type a message to the operator at any time for assistance. Our full-time support team can also always be reached at (402) 474-5557.



DVAuction
Broadcasting Real-Time Auctions

DVA Rep. Justin Dikoff (605) 290-0635 - email: jdikoff@dvauction.com
Please feel free to contact me with questions about the sale or to view the cattle for you.

Purebred heifers will be selling in groups of 5. Buyers will have the option to purchase choice three times, then the balance will be sold to go.

Group 1: South Devon Purebreds (12 head)

Group 2: Red Angus Purebreds (12 head)

Commercial Yearling Heifer Offering

Commercial heifers will be sold at a minimum of five head gate cut. On bigger drafts, the buyer of the last heifers in the ring (should there be a cut made), will have the option to take the remaining heifers of that group for the same price.

Group 3: Registered Pound Makers (5 head)

Group 4: 15 Head Red Pound Makers (50% South Devon, 50% Red Angus)

Group 5: 15 Head Black Pound Makers (50% South Devon, 50% Red Angus)

Group 6: 25 Head Red Angus Heifers

Group 7: 25 Head Red Angus Heifers

Group 8: 15 Head Black Red Angus Heifers (50% Red Angus, 50% Salers)

Group 8: 20 Head Red Three-Way-Cross Heifers (Red Angus x South Devon x Salers)

144 Sale Heifers

Avg. BW – 71 lbs.
Avg. 205 Wt – 643 lbs.
Avg. 365 Wt – 870 lbs.

Yearling heifers will start the sale!



All heifers are:
Bangs Vaccinated • PregGuard 10 • Poured with Ivomec
Preg checked guaranteed open and ready to breed.

They are ready to go to pasture and breed!

Bull Selection – Simplified.

Red Angus stakeholders have enjoyed the capability of selecting bulls based on economically relevant traits (ERTs), such as Heifer Pregnancy or Stayability, that truly impact their operations profitability. While these ERTs allow for efficient selection decisions, the growing number of ERTs and EPDs has resulted in confusion as producers attempt to estimate a sire's overall impact. In response, RAAA has developed the HerdBuilder and GridMaster indices, which answer the question:

“What impact will each potential sire have on my operation's profitability?”

While the process of calculating an index is very complex, the resulting selection tool is very simple to implement.

HerdBuilder and GridMaster are expressed as differences in profitability per exposure.

HERDBUILDER

Producers selecting bulls to develop profitable replacement females and maximize the value of non-replacement marketed progeny should incorporate the HerdBuilder Index into their selection decisions.

The HerdBuilder Index is built using the following scenario:

- Red Angus bulls mated to cows and heifers
- Replacement heifers retained from within the herd
- All remaining progeny sold on a quality-based carcass grid

Given that replacement heifers are retained, significant influence is placed on the obvious maternal ERTs of Stayability, Heifer Pregnancy and Calving Ease. Additionally, with all remaining progeny sold on a quality-based carcass grid, Marbling, Yield Grade and growth EPDs also impact the HerdBuilder Index.

GRIDMASTER

Use the GridMaster Index if your operation's primary goal is maximizing profitability of feeders in the feedyard and on the rail.

The GridMaster Index is built using the following scenario:

- Red Angus bulls mated to cows
- All progeny sold on a quality-based carcass grid

Marbling, Yield Grade and growth EPDs are the traits of primary importance in the GridMaster Index.

For more information, visit RedAngus.org.

Ranch Tested. Rancher Trusted.

Red Angus



1 **DLC MISS ROMEO 402**
 RED POLLED FULLBLOOD #206753

| | |
|-------------|--------|
| BD | BW |
| 4/2/14 | 82 |
| 205 WT | 365 WT |
| 692 | 901 |
| PROG/AVG WR | |
| 1/106 | |

MJB ROMEO 337Z { MJB ROMEO 125R
MJB SHERIDAN 6867S

DLC LEGACY LASS 225 { DLC LEGACY 71
DLC MISS BOLERO 527

| EPDs | BW | WW | YW | MILK | MWW | FAT | REA | MARB | RBV | C WT |
|------|------|-----|-----|------|-----|------|-------|------|------|-------|
| | +4.1 | +51 | +93 | +21 | +46 | 0.00 | +0.22 | +0.4 | +0.9 | +29.9 |

2 **DLC LEGEND LASS 413**
 BLACK POLLED 7/8 DS, 1/8 AR #206681

| | |
|-------------|--------|
| BD | BW |
| 4/7/14 | 70 |
| 205 WT | 365 WT |
| 592 | 891 |
| PROG/AVG WR | |
| 4/101 | |

MJB LEGEND 338X { DLCC LEGEND 145T
MJB EMPRESS 7542T

DLC MS SURE ENUF 811U { DLCC SURE-ENUF
DLC MISS ROYAL 631

| EPDs | BW | WW | YW | MILK | MWW | FAT | REA | MARB | RBV | C WT |
|------|------|-----|-----|------|-----|-------|-------|------|------|-------|
| | +0.8 | +34 | +73 | +25 | +43 | +0.01 | +0.14 | +1.0 | +0.7 | +27.5 |

3 **DLC LEGEND LASS 414**
 BLACK POLLED 7/8 DS, 1/8 AR #206729

| | |
|-------------|--------|
| BD | BW |
| 4/11/14 | 82 |
| 205 WT | 365 WT |
| 690 | 970 |
| PROG/AVG WR | |
| 2/111 | |

MJB LEGEND 338X { DLCC LEGEND 145T
MJB EMPRESS 7542T

DLC ROCKETTE 114 { X-E ROCK P296
MJB DAQUARI 5624R

| EPDs | BW | WW | YW | MILK | MWW | FAT | REA | MARB | RBV | C WT |
|------|------|-----|------|------|-----|-------|-------|------|------|-------|
| | +3.9 | +61 | +102 | +25 | +56 | +0.01 | +0.16 | +0.9 | +0.6 | +25.1 |

4 **DLC MS SHILO 425**
 BLACK POLLED FULLBLOOD #206728

| | |
|-------------|--------|
| BD | BW |
| 4/14/14 | 82 |
| 205 WT | 365 WT |
| 681 | 959 |
| PROG/AVG WR | |
| 2/112 | |

DLC SHILO LAD 1100 { BC SHILO 63S
MJB ROCKETTE 9594W

DLC ROCKETTE 113 { X-E ROCK P296
DLC MISS MARVEL 306

| EPDs | BW | WW | YW | MILK | MWW | FAT | REA | MARB | RBV | C WT |
|------|------|-----|------|------|-----|-------|-------|------|------|-------|
| | +4.7 | +62 | +109 | +33 | +64 | +0.02 | +0.16 | +0.6 | +0.6 | +31.0 |

5 **DLC MS SHILO 408**
 RED POLLED FULLBLOOD #206737

| | |
|-------------|--------|
| BD | BW |
| 4/12/14 | 80 |
| 205 WT | 365 WT |
| 612 | 899 |
| PROG/AVG WR | |
| 2/103 | |

DLC SHILO LAD 1100 { BC SHILO 63S
MJB ROCKETTE 9594W

DLC ROCKETTE 140 { X-E ROCK P296
DLC ROYAL LASSIE 437

| EPDs | BW | WW | YW | MILK | MWW | FAT | REA | MARB | RBV | C WT |
|------|------|-----|-----|------|-----|-------|-------|------|------|-------|
| | +3.1 | +49 | +96 | +32 | +56 | +0.02 | +0.15 | +0.7 | +0.6 | +31.6 |

6 **DLC MS SHILO 412**
 BLACK POLLED FULLBLOOD #206736

| | |
|-------------|--------|
| BD | BW |
| 4/11/14 | 75 |
| 205 WT | 365 WT |
| 606 | 897 |
| PROG/AVG WR | |
| 2/98 | |

DLC SHILO LAD 1100 { BC SHILO 63S
MJB ROCKETTE 9594W

DLC BE'S LEGACY 139 { DLC LEGACY 71
JDLC MISS BOLERO 503

| EPDs | BW | WW | YW | MILK | MWW | FAT | REA | MARB | RBV | C WT |
|------|------|-----|-----|------|-----|-------|-------|------|------|-------|
| | +3.7 | +51 | +96 | +29 | +54 | +0.01 | +0.21 | +0.5 | +0.8 | +32.5 |

7 **DLC LEGEND LASS 415**
 BLACK POLLED 7/8 DS, 1/8 AR #206706

| | |
|-------------|--------|
| BD | BW |
| 4/16/14 | 78 |
| 205 WT | 365 WT |
| 599 | 846 |
| PROG/AVG WR | |
| 3/101 | |

MJB LEGEND 338X { DLCC LEGEND 145T
MJB EMPRESS 7542T

DLC MS BLK LEGACY 007 { DLC LEGACY 55
DLC MS BLACK ENUF 707

| EPDs | BW | WW | YW | MILK | MWW | FAT | REA | MARB | RBV | C WT |
|------|------|-----|-----|------|-----|-------|-------|------|------|-------|
| | +2.6 | +45 | +75 | +27 | +49 | +0.01 | +0.09 | +0.9 | +0.6 | +21.5 |

8 **DLC MS HUDSON 432**
 RED POLLED 7/8 DS, 1/8 SA #206669

| | |
|-------------|--------|
| BD | BW |
| 4/23/14 | 85 |
| 205 WT | 365 WT |
| 584 | 846 |
| PROG/AVG WR | |
| 7/99 | |

DLCC HUDSON 82U { MJB SHUR LOC 106S
DLCC PRINCESS MIA 78P

DLC MS ROYAL 40-637 { DLC MR ROYAL 40
DLC MISS ROYAL 130

| EPDs | BW | WW | YW | MILK | MWW | FAT | REA | MARB | RBV | C WT |
|------|------|-----|-----|------|-----|-------|-------|------|------|-------|
| | +3.6 | +42 | +85 | +28 | +49 | +0.01 | +0.41 | -0.3 | +1.2 | +32.6 |

9 **DLC LEGEND LASS 423**
 BLACK POLLED 7/8 DS, 1/8 AR #206711

| | |
|-------------|--------|
| BD | BW |
| 5/1/14 | 80 |
| 205 WT | 365 WT |
| 558 | 853 |
| PROG/AVG WR | |
| 3/99 | |

MJB LEGEND 338X { DLCC LEGEND 145T
MJB EMPRESS 7542T

DLC HUDSON LASS 021 { DLCC HUDSON 82U
DLC ROCKETTE 731

| EPDs | BW | WW | YW | MILK | MWW | FAT | REA | MARB | RBV | C WT |
|------|------|-----|-----|------|-----|-------|-------|------|------|-------|
| | +1.8 | +38 | +77 | +26 | +45 | +0.02 | +0.25 | +0.8 | +0.8 | +28.7 |

10 **DLC LEGEND LASS 428**
 RED POLLED 7/8 DS, 1/8 AR #206732

| | |
|-------------|--------|
| BD | BW |
| 4/27/14 | 85 |
| 205 WT | 365 WT |
| 623 | 901 |
| PROG/AVG WR | |
| 2/103 | |

MJB LEGEND 338X { DLCC LEGEND 145T
MJB EMPRESS 7542T

DLC MS ROYAL 132 { DLC MR ROYAL DUKE 40
DLC MISS LEGACY 712

| EPDs | BW | WW | YW | MILK | MWW | FAT | REA | MARB | RBV | C WT |
|------|------|-----|-----|------|-----|-------|-------|------|------|-------|
| | +3.8 | +49 | +87 | +26 | +50 | +0.01 | +0.11 | +1.0 | +0.6 | +22.7 |

11 **DLC LEGEND LASS 438**
 BLACK POLLED 7/8 DS, 1/8 AR #206680

| | |
|-------------|--------|
| BD | BW |
| 5/11/14 | 85 |
| 205 WT | 365 WT |
| 586 | 903 |
| | |
| | |
| | |
| | |
| PROG/AVG WR | 5/102 |

MJB LEGEND 338X { DLCC LEGEND 145T
 MJB EMPRESS 7542T

DLC MS LEGACY 809U { SBCC ROYAL LEGACY 5123
 DLC MISS BOLERO 542

| EPDs | | | | | | | | | |
|------|-----|-----|------|-----|-------|-------|------|------|-------|
| BW | WW | YW | MILK | MWW | FAT | REA | MARB | RBV | C WT |
| +3.9 | +46 | +75 | +26 | +49 | +0.02 | +0.12 | +0.9 | +0.6 | +20.2 |

12 **DLC MS SHILO 491**
 BLACK POLLED FULLBLOOD #206730

| | |
|-------------|--------|
| BD | BW |
| 5/8/14 | 88 |
| 205 WT | 365 WT |
| 607 | 905 |
| | |
| | |
| | |
| PROG/AVG WR | 2/97 |

DLC SHILO LAD 1100 { BC SHILO 63S
 MJB ROCKETTE 9594W

DLC MISS HUDSON 120 { X-E ROCK P296
 DLC MISS ROYAL 515

| EPDs | | | | | | | | | |
|------|-----|------|------|-----|-------|-------|------|------|-------|
| BW | WW | YW | MILK | MWW | FAT | REA | MARB | RBV | C WT |
| +5.9 | +56 | +104 | +30 | +57 | +0.02 | +0.16 | +0.6 | +0.6 | +31.3 |

South Devon Guide to EPDs

Courtesy of the North American South Devon Association For more information on EPDs, visit southdevon.com.

Birth EPD (pounds) is based on the measured birth weight of progeny, adjusted for dam age. The lower the value the lighter the calf at birth and the lower the likelihood of a difficult birth. This is particularly important when selecting sires for use over heifers.

Weaning EPD (pounds) is calculated from the weight of progeny taken between 80 and 300 days of age. Values are adjusted to 205 days and for age of dam. This EPD is the best single estimate of an animal's genetic merit for growth to early ages.

Yearling EPD (pounds) is calculated from the weight of progeny taken between 301 and 450 days of age, adjusted to 365 days and for age of dam. This EPD is the best single estimate of a sire's genetic merit for yearling weight.

Scrotal Circumference EPD (centimetres) is calculated from measurements of scrotal size in yearling bulls, adjusted to 365 days. Scrotal circumference is a good indicator of puberty, fertility and semen quality/quantity. Increased scrotal size will also result in decreased age of puberty in daughters and greater lifetime production. Positive EPD values indicate larger scrotal circumference.

Milk EPD (pounds) is an estimate of an animal's milking ability. For sires, this EPD indicates the effect of the daughter's milking ability, inherited from the sire, on the weaning and yearling weights of her calves. For dams, it indicates her own milking ability.

Maternal Weaning Weight EPD (pounds) is a combination of Milk and Weaning EPDs and estimates the genetic merit of the animal to produce a calf at weaning.



We sold 100 April-born steers on Oct. 31, 2013, at Napoleon Livestock. With no creep, right off the cow and after a 30-mile haul, they weighed 622 lbs. and topped the market that day. They went to Wayne Schulz's feedlot and were fed for a 3.0-lb.-per-day gain. On Jan. 20, 2014, they weighed 899 lbs. and had gained 3.42 lbs. per day during one of the coldest winters in recent memory. There was only one calf doctored in the group. All of these steers were out of F1 cows.

On Jan. 24, 2014, we sold another load of steers that weighed 813 lbs. and averaged over \$1,300.

We prove that our genetics work and we offer those same genetics to you!



13 **DLC MS MAGNUM 458**
 RED POLLED 99.3% 1B #1700504

| | |
|----------------|--------|
| BD | BW |
| 4/13/14 | 60 |
| 205 WT | 365 WT |
| 642 | 958 |
| DAM'S AGE/MPPA | |
| 6/99.5 | |

KOESTER MAGNUM 139 { LJC MAGNUM 014W
 KOESTER MS BIG SKY 721

DLC MS CANYON 881 { LELAND GRAND CANYON 3129
 DLC MS RED TOP 152

EPDs

| HB | GM | CED | BW | WW | YW | MILK | ME | HPG | CEM | ST | MARB | YG | CW | REA | FAT |
|-----|----|-----|------|----|----|------|----|-----|-----|----|------|-------|----|------|------|
| 120 | 51 | 5 | -3.0 | 62 | 94 | 19 | 1 | 11 | 4 | 11 | 0.46 | -0.05 | 22 | 0.34 | 0.00 |

14 **DLC MS HAMMER 461**
 RED POLLED 99.9% 1B #1700507

| | |
|----------------|--------|
| BD | BW |
| 4/5/14 | 85 |
| 205 WT | 365 WT |
| 693 | 1013 |
| DAM'S AGE/MPPA | |
| 4/100.9 | |

DLC HAMMER 1152 { HXC JACKHAMMER 8800U
 DLC KING ROB LASS 649

DLC MS CHEYENNE 041 { KOESTER CHEYENNE 706
 DLC MS HIGH PRAIRIE 758

EPDs

| HB | GM | CED | BW | WW | YW | MILK | ME | HPG | CEM | ST | MARB | YG | CW | REA | FAT |
|-----|----|-----|-----|----|-----|------|----|-----|-----|----|------|------|----|-------|------|
| 115 | 52 | -2 | 3.3 | 81 | 117 | 10 | 5 | 12 | 3 | 12 | 0.67 | 0.21 | 46 | -0.10 | 0.01 |

15 **DLC MS HAMMER 464**
 RED POLLED 100% 1A #1700568

| | |
|----------------|--------|
| BD | BW |
| 4/1/14 | 85 |
| 205 WT | 365 WT |
| 623 | 942 |
| DAM'S AGE/MPPA | |
| 7/97.6 | |

DLC HAMMER 1152 { HXC JACKHAMMER 8800U
 DLC KING ROB LASS 649

DLC MS KING ROB 764 { KUHNS KING ROB
 DLC MS RED HANFORD 839

EPDs

| HB | GM | CED | BW | WW | YW | MILK | ME | HPG | CEM | ST | MARB | YG | CW | REA | FAT |
|----|----|-----|-----|----|----|------|----|-----|-----|----|------|------|----|-------|------|
| 92 | 49 | -2 | 3.2 | 63 | 91 | 12 | 3 | 13 | 3 | 11 | 0.47 | 0.10 | 28 | -0.04 | 0.00 |

16 **DLC MS HAMMER 469**
 RED POLLED 99.9% 1B #1700538

| | |
|----------------|--------|
| BD | BW |
| 4/6/14 | 88 |
| 205 WT | 365 WT |
| 709 | 1024 |
| DAM'S AGE/MPPA | |
| 5/103.6 | |

DLC HAMMER 1152 { HXC JACKHAMMER 8800U
 DLC KING ROB LASS 649

DLC MISS CLASSIC 963 { DLC MR CLASSIC 4115
 DLC MISS CANYON 550

EPDs

| HB | GM | CED | BW | WW | YW | MILK | ME | HPG | CEM | ST | MARB | YG | CW | REA | FAT |
|----|----|-----|-----|----|-----|------|----|-----|-----|----|------|------|----|-------|------|
| 87 | 51 | -4 | 5.2 | 87 | 125 | 12 | 4 | 13 | 3 | 9 | 0.59 | 0.21 | 56 | -0.02 | 0.00 |

17 **DLC MISS DENIRO 456**
 RED POLLED 99.9% 1B #1700551

| | |
|----------------|--------|
| BD | BW |
| 4/3/14 | 60 |
| 205 WT | 365 WT |
| 632 | 933 |
| DAM'S AGE/MPPA | |
| 3/98.3 | |

LCOC DENIRO A024Z { LEACHMAN DENIRO A090X
 SRN FORTUNE 7011

DLC MS CHEYENNE 164 { KOESTER CHEYENNE 706
 DLC MS LADIES MAN 143

EPDs

| HB | GM | CED | BW | WW | YW | MILK | ME | HPG | CEM | ST | MARB | YG | CW | REA | FAT |
|-----|----|-----|------|----|----|------|----|-----|-----|----|------|-------|----|------|------|
| 128 | 51 | 10 | -4.3 | 49 | 77 | 22 | 4 | 8 | 7 | 12 | 0.56 | -0.01 | 9 | 0.14 | 0.01 |

18 **DLC MS MAGNUM 472**
 RED POLLED 99.4% 1B #1700532

| | |
|----------------|--------|
| BD | BW |
| 4/15/14 | 60 |
| 205 WT | 365 WT |
| 643 | 928 |
| DAM'S AGE/MPPA | |
| 6/99.1 | |

KOESTER MAGNUM 139 { LJC MAGNUM 014W
 KOESTER MS BIG SKY 721

DLC MS TREND SETTER 861 { BASIN TREND SETTER 6074
 DLC MS LOGAN 477

EPDs

| HB | GM | CED | BW | WW | YW | MILK | ME | HPG | CEM | ST | MARB | YG | CW | REA | FAT |
|-----|----|-----|------|----|----|------|----|-----|-----|----|------|-------|----|------|------|
| 132 | 50 | 7 | -3.4 | 48 | 72 | 21 | -1 | 12 | 6 | 12 | 0.50 | -0.10 | 9 | 0.29 | 0.00 |

19 **DLC MISS DENIRO 473**
 RED POLLED 99.6% 1B #1700548

| | |
|----------------|--------|
| BD | BW |
| 4/10/14 | 55 |
| 205 WT | 365 WT |
| 631 | 929 |
| DAM'S AGE/MPPA | |
| 3/98.0 | |

LCOC DENIRO A024Z { LEACHMAN DENIRO A090X
 SRN FORTUNE 7011

DLC'S MS OSCAR 154 { RED CROWFOOT OLE'S OSCAR
 DLC MS LOGAN 477

EPDs

| HB | GM | CED | BW | WW | YW | MILK | ME | HPG | CEM | ST | MARB | YG | CW | REA | FAT |
|-----|----|-----|------|----|----|------|----|-----|-----|----|------|-------|----|------|------|
| 124 | 51 | 9 | -4.5 | 48 | 78 | 22 | 2 | 7 | 10 | 11 | 0.65 | -0.05 | 9 | 0.21 | 0.00 |

20 **DLC MS MAGNUM 485**
 RED POLLED 99.9% 1B #1700564

| | |
|----------------|--------|
| BD | BW |
| 4/21/14 | 62 |
| 205 WT | 365 WT |
| 646 | 961 |
| DAM'S AGE/MPPA | |
| 7/100.4 | |

KOESTER MAGNUM 139 { LJC MAGNUM 014W
 KOESTER MS BIG SKY 721

DLC MS CELEBRATION 743 { BROWN-LSF CELEBRATION
 DLC MISS CLASSIC 573

EPDs

| HB | GM | CED | BW | WW | YW | MILK | ME | HPG | CEM | ST | MARB | YG | CW | REA | FAT |
|-----|----|-----|------|----|----|------|----|-----|-----|----|------|-------|----|------|-------|
| 148 | 50 | 8 | -3.5 | 51 | 77 | 18 | -1 | 12 | 4 | 14 | 0.43 | -0.12 | 10 | 0.35 | -0.01 |

21 **DLC MS MAGNUM 466**
 RED POLLED 99.7% 1B #1700533

| | |
|----------------|--------|
| BD | BW |
| 4/16/14 | 50 |
| 205 WT | 365 WT |
| 611 | 918 |
| DAM'S AGE/MPPA | |
| 6/100.8 | |

KOESTER MAGNUM 139 { LJC MAGNUM 014W
 KOESTER MS BIG SKY 721

DLC MS ABOVE & BEYOND 863 { LCC ABOVE & BEYOND 1300J
 DLC MS GRAND CANYON 674

EPDs

| HB | GM | CED | BW | WW | YW | MILK | ME | HPG | CEM | ST | MARB | YG | CW | REA | FAT |
|-----|----|-----|------|----|----|------|----|-----|-----|----|------|-------|----|------|------|
| 158 | 51 | 11 | -5.6 | 48 | 77 | 22 | 1 | 10 | 7 | 14 | 0.43 | -0.05 | 7 | 0.18 | 0.00 |

22 **DLC MISS DENIRO 474**
 RED POLLED 99.9% 1B #1700552

| | |
|----------------|--------|
| BD | BW |
| 4/8/14 | 62 |
| 205 WT | 365 WT |
| 620 | 956 |
| DAM'S AGE/MPPA | |
| 3/100.6 | |

LCOC DENIRO A024Z { LEACHMAN DENIRO A090X
 SRN FORTUNE 7011

DLC MS RAMPAGE 165 { DLC RAMPAGE 7123
 DLC MISS CLASSIC 963

EPDs

| HB | GM | CED | BW | WW | YW | MILK | ME | HPG | CEM | ST | MARB | YG | CW | REA | FAT |
|-----|----|-----|------|----|----|------|----|-----|-----|----|------|-------|----|------|------|
| 114 | 50 | 8 | -2.9 | 56 | 93 | 22 | 3 | 10 | 6 | 10 | 0.46 | -0.02 | 19 | 0.21 | 0.00 |

23 **DLC MISS DENIRO 477**
 RED POLLED 100% 1A #1700547

| | |
|----------------|--------|
| BD | BW |
| 4/15/14 | 70 |
| 205 WT | 365 WT |
| 612 | 882 |
| DAM'S AGE/MPPA | |
| 3/97.7 | |

LCOC DENIRO A024Z { LEACHMAN DENIRO A090X
SRN FORTUNE 7011

DLC MISS HAMMER 150 { HXC JACKHAMMER 8800U
DLC MS CLASSIC 572

EPDs

| HB | GM | CED | BW | WW | YW | MILK | ME | HPG | CEM | ST | MARB | YG | CW | REA | FAT |
|-----|----|-----|------|----|-----|------|----|-----|-----|----|------|------|----|------|------|
| 112 | 51 | 3 | -0.1 | 67 | 101 | 15 | 4 | 11 | 6 | 11 | 0.57 | 0.09 | 31 | 0.13 | 0.01 |

24 **DLC MS MAGNUM 486**
 RED POLLED 99.6% 1B #1700509

| | |
|----------------|--------|
| BD | BW |
| 4/30/14 | 55 |
| 205 WT | 365 WT |
| 630 | 939 |
| DAM'S AGE/MPPA | |
| 4/99.3 | |

KOESTER MAGNUM 139 { LJC MAGNUM 014W
KOESTER MS BIG SKY 721

DLC MS HIGH YIELD 052 { LSF HIGH YIELD 8088U
DLC MISS CANYON 568

EPDs

| HB | GM | CED | BW | WW | YW | MILK | ME | HPG | CEM | ST | MARB | YG | CW | REA | FAT |
|-----|----|-----|------|----|----|------|----|-----|-----|----|------|-------|----|------|------|
| 145 | 51 | 7 | -4.2 | 56 | 86 | 17 | 4 | 13 | 5 | 14 | 0.53 | -0.07 | 14 | 0.30 | 0.00 |

Pound Maker Heifers



Jack and Scout

26 **DLC MS COTEAU 616**
 RED POLLED 3/4 DS 1/4 AR #206720

| | |
|-------------|--------|
| BD | BW |
| 4/19/14 | 70 |
| 205 WT | 365 WT |
| 557 | 871 |
| PROG/AVG WR | |
| 1/94 | |

DLC MR BIG SHOT { CIMARRON BIG SHOT 436P
MJB NATALIE 5668R

DLC MS RED COTEAU 263 { DLC SIR CLASSIC 5102
DLC MS ROYAL DUKE 303

EPDs

| BW | WW | YW | MILK | MWW | FAT | REA | MARB | RBV | C WT |
|------|-----|-----|------|-----|-------|-------|------|------|-------|
| +1.8 | +38 | +86 | +28 | +47 | +0.01 | +0.26 | +0.4 | +0.8 | +34.8 |

25 **DLC MS COTEAU 579**
 RED POLLED 50 DS, 50 AR #206751

| | |
|-------------|--------|
| BD | BW |
| 5/5/14 | 62 |
| 205 WT | 365 WT |
| 573 | 858 |
| PROG/AVG WR | |
| 1/96 | |

DLC'S OSCAR 1191 { RED CROWFOOT OLE'S OSCAR
DLC MISS CLASSIC 444

DLC HUDSON LASS 216 { DLCC HUDSON 82U
DLC ROCKETTE 915W

EPDs

| BW | WW | YW | MILK | MWW | FAT | REA | MARB | RBV | C WT |
|------|-----|-----|------|-----|-------|-------|------|------|-------|
| +0.7 | +33 | +72 | +15 | +32 | +0.01 | +0.27 | +0.1 | +0.9 | +26.5 |

27 **DLC MS COTEAU 644**
 RED POLLED 3/4 DS, 1/4 AR #206687

| | |
|-------------|--------|
| BD | BW |
| 4/29/14 | 78 |
| 205 WT | 365 WT |
| 625 | 932 |
| PROG/AVG WR | |
| 5/97 | |

DLC CLASSIC LAD 070 { DLC SIR CLASSIC 5102
DLC MISS CANYON 554

DLC MS RED COTEAU 897U { DLC SIR CLASSIC 5102
DLC MISS IMPACT 402

EPDs

| BW | WW | YW | MILK | MWW | FAT | REA | MARB | RBV | C WT |
|------|-----|-----|------|-----|------|-------|------|------|-------|
| +1.7 | +44 | +95 | +19 | +41 | 0.00 | +0.36 | -0.3 | +1.1 | +32.9 |

28 **DLC MS COTEAU 647**
 RED POLLED 1/4 DS, 3/4 AR #206686

| | |
|-------------|--------|
| BD | BW |
| 4/19/14 | 80 |
| 205 WT | 365 WT |
| 627 | 931 |
| PROG/AVG WR | |
| 5/101 | |

DLC CLASSIC LAD 070 { DLC SIR CLASSIC 5102
DLC MISS CANYON 554

DLC MS RED COTEAU 896U { DLC SIR CLASSIC 5102
DLC MISS ROYAL 121

EPDs

| BW | WW | YW | MILK | MWW | FAT | REA | MARB | RBV | C WT |
|------|-----|-----|------|-----|------|-------|------|------|-------|
| +2.3 | +48 | +95 | +22 | +46 | 0.00 | +0.30 | -0.2 | +1.1 | +32.2 |

29 **DLC MS COTEAU 649**
 RED POLLED 1/4 DS, 3/4 AR #206703

| | |
|--------------|--------|
| BD | BW |
| 4/15/14 | 65 |
| 205 WT | 365 WT |
| 563 | 798 |
| PROG/AVG WRA | |
| 4/97 | |

DLC CLASSIC LAD 070 { DLC SIR CLASSIC 5102
DLC MISS CANYON 554

DLC MS RED COTEAU 952W { DLC SIR CLASSIC 5102
DLC MISS IMPACT 402

EPDs

| BW | WW | YW | MILK | MWW | FAT | REA | MARB | RBV | C WT |
|------|-----|-----|------|-----|------|-------|------|------|-------|
| +0.5 | +35 | +77 | +21 | +39 | 0.00 | +0.33 | -0.3 | +1.1 | +32.5 |





Lot 30

30 **DLC LEGEND LAD 4117**

RED POLLED 3/4 DS, 1/4 AR #206666

MJB LEGEND 338X

{ DLCC LEGEND 145T
MJB EMPRESS 7542T

DLC MS BLACK ENUF 620

{ DLCC BLACK ENUF 127J
DLC MISS ROYAL 236

| | |
|--------------|-------------|
| BD | BW |
| 4/13/14 | 90 |
| 205 WT | 365 WT |
| 748 | 1237 |
| TEST ADG | SC |
| 3.40 | 37.2 |
| %IMF | REA |
| 2.11 | 13.9 |
| CALVING EASE | PROG/AVG WR |
| ★ | 6/103 |

EPDs

| BW | WW | YW | MILK | MWW | FAT | REA | MARB | RBY | C WT |
|------|-----|-----|------|-----|-------|-------|------|------|-------|
| +2.2 | +57 | +93 | +27 | +55 | +0.01 | +0.11 | +0.9 | +0.6 | +24.2 |

A dark red Legend son who is extremely deep and thick. He is a massive bull whose rank is equally exceptional. 3117 has a great temperament and structure. This guy has the style and performance – top EPDs with a balance of carcass values that are hard to find. His dam is a great Black Enuf cow with style, good feet and a great udder. Retaining ½ semen interest.



Lot 31

31 **DLC MR ROMEO 4100**

RED POLLED PUREBRED #206745

MJB ROMEO 337Z

{ MJB ROMEO 125R
MJB SHERIDAN 6867S

DLC LEGEND LASS 204

{ MJB LEGEND 338X
DLC MISS LEGACY 022

| | |
|--------------|-------------|
| BD | BW |
| 3/29/14 | 90 |
| 205 WT | 365 WT |
| 829 | 1390 |
| TEST ADG | SC |
| 3.80 | 41.6 |
| %IMF | REA |
| 3.66 | 15.1 |
| CALVING EASE | PROG/AVG WR |
| ★ | 1/110 |

EPDs

| BW | WW | YW | MILK | MWW | FAT | REA | MARB | RBY | C WT |
|------|-----|------|------|-----|------|-------|------|------|-------|
| +2.7 | +58 | +102 | +29 | +58 | 0.00 | +0.14 | +0.7 | +0.8 | +27.7 |

This Romeo son has been a standout since day one! This is a powerhouse bull with a 829-lb. WW with no creep and out of a first-calf heifer. This big scrotal bull has the second largest REA and the second largest IMF ratio of the South Devon bulls. He also gained almost 4 lbs. per day on test. 4100 also ranks high in all EPD categories. He did, however, grow small scurs over the winter. Retaining ½ semen interest.



Lot 32

32 **DLC LEGEND LAD 4130**

BLACK POLLED 7/8 DS, 1/8 AR #206704

MJB LEGEND 338X

{ DLCC LEGEND 145T
MJB EMPRESS 7542T

MJB ROCKETTE 9594W

{ DLC THE ROCK 52
MJB SERENITY 6642S

| | |
|--------------|-------------|
| BD | BW |
| 4/25/14 | 102 |
| 205 WT | 365 WT |
| 808 | 1220 |
| TEST ADG | SC |
| 3.60 | 36.8 |
| %IMF | REA |
| 2.57 | 12.6 |
| CALVING EASE | PROG/AVG WR |
| ★ | 4/118 |

EPDs

| BW | WW | YW | MILK | MWW | FAT | REA | MARB | RBY | C WT |
|------|-----|------|------|-----|-------|-------|------|------|-------|
| +4.5 | +67 | +107 | +34 | +67 | +0.01 | +0.08 | +1.0 | +0.6 | +27.7 |

This big black Legend son is a soggy performance bull with extra depth and volume. He weaned off at over 800 lbs. and ratioid a 119. His dam is a gentle Rock daughter who is one the South Devon's Hallmark Dam list. Expect a lot of growth and maternal values from this bull. Retaining ½ semen interest.

33 **DLC ROMEO LAD 4104**

BLACK POLLED FULLBLOOD #206757

MJB ROMEO 337Z

{ MJB ROMEO 125R
MJB SHERIDAN 6867S

DLC MS HUDSON 234

{ DLCC HUDSON 82U
DLC MISS LEGACY 712

| | |
|--------------|-------------|
| BD | BW |
| 4/3/14 | 92 |
| 205 WT | 365 WT |
| 816 | 1315 |
| TEST ADG | SC |
| 4.20 | 38.4 |
| %IMF | REA |
| 2.30 | 13.4 |
| CALVING EASE | PROG/AVG WR |
| ★ | 1/108 |

EPDs

| BW | WW | YW | MILK | MWW | FAT | REA | MARB | RBY | C WT |
|------|-----|------|------|-----|------|-------|------|------|-------|
| +3.9 | +60 | +109 | +25 | +55 | 0.00 | +0.25 | +0.3 | +0.9 | +34.1 |

A high-performance bull from a 2-year-old heifer. Appreciate the volume and gainability of this bull, weaning at over 800 lbs. and gain over 4 lbs. a day on test. He displays the low maintenance values of his maternal grandsire, Hudson, who is a breed leader – the rancher-friendly kind of easy-keeping cattle. Retaining ½ semen interest.

34 **DLC HUDSON 4105**

RED POLLED PUREBRED #206665

DLCC HUDSON 82U

{ MJB SHUR LOC 106S
DLCC PRINCESS MIA 78P

DLC MISS ROYAL 616

{ DLC MR ROYAL 115
DLC ASTOUND LASS 335

| | |
|--------------|-------------|
| BD | BW |
| 4/21/14 | 92 |
| 205 WT | 365 WT |
| 728 | 1188 |
| TEST ADG | SC |
| 3.50 | 34.8 |
| %IMF | REA |
| 1.96 | 14.3 |
| CALVING EASE | PROG/AVG WR |
| ★ | 7/107 |

EPDs

| BW | WW | YW | MILK | MWW | FAT | REA | MARB | RBY | C WT |
|------|-----|------|------|-----|-------|-------|------|------|-------|
| +3.4 | +55 | +105 | +32 | +59 | +0.01 | +0.43 | -0.3 | +1.3 | +40.3 |

Cowmen will quickly recognize the thick, deep, long body of this great Hudson son. Dam is a Hallmark cow with a great temperament. This bull has above breed average EPDs in growth and milk. He weaned with a 105 ratio and scanned the third-largest REA. Dam has a 107 weaning ratio on seven offspring.



37 DLC SHILO 4110

BLACK POLLED FULLBLOOD #206726

DLC SHILO LAD 1100

{ BC SHILO 63S
MJB ROCKETTE 9594W

DLC MS HUDSON 111

{ DLCC HUDSON 82U
DLC ROCKETTE 701

EPDs

| BW | WW | YW | MILK | MWW | FAT | REA | MARB | RBV | C WT |
|------|-----|------|------|-----|-------|-------|------|------|-------|
| +3.2 | +57 | +107 | +34 | +62 | +0.02 | +0.25 | +0.5 | +0.8 | +38.4 |

This Shilo son combines several traits in the right order – low BW, heavy WW, Milk and carcass values. His dam is a long, free-moving, good uddered young cow with a lot of hope for the future.



35

DLC LEGEND LAD 4115

BLACK POLLED 7/8 DS, 1/8 AR #206667

MJB LEGEND 338X

{ DLCC LEGEND 145T
MJB EMPRESS 7542T

DLC MS BLACK ROYAL 630

{ DLC MR ROYAL 115
DLC MS BLK BOLERO 327

EPDs

| BW | WW | YW | MILK | MWW | FAT | REA | MARB | RBV | C WT |
|------|-----|------|------|-----|-------|-------|------|------|-------|
| +3.2 | +58 | +100 | +27 | +56 | +0.01 | +0.11 | +1.1 | +0.6 | +30.1 |

A high-performance, double-black Legend son with attractive growth and maternal strength. This larg scrotal bull weaned with a 105 ratio and he is out of another Hallmark Dam – a larger framed cow with good feet and a great udder.

| BD | BW |
|--------------|-------------|
| 4/10/14 | 90 |
| 205 WT | 365 WT |
| 718 | 1231 |
| TEST ADG | SC |
| 3.60 | 37.2 |
| %IMF | REA |
| 2.75 | 13.7 |
| CALVING EASE | PROG/AVG WR |
| ★ | 7/107 |

36

DLC SHILO 4112

RED POLLED FULLBLOOD #206710

DLC SHILO LAD 1100

{ BC SHILO 63S
MJB ROCKETTE 9594W

DLC MISS LEGACY 020

{ DLC LEGACY 55
DLC MISS MARVEL 333

EPDs

| BW | WW | YW | MILK | MWW | FAT | REA | MARB | RBV | C WT |
|------|-----|-----|------|-----|-------|-------|------|------|-------|
| +3.9 | +52 | +98 | +38 | +64 | +0.02 | +0.10 | +0.7 | +0.5 | +29.6 |

Notice the 82-lb. BW, weaning ratio of 103 and the above-breed-average EPDS on this good Shilo son. The Legacy cowline is one of our top all-around female lines of all of our breeds. This bull also shows good carcass qualities through his ultrasound scores.

| BD | BW |
|--------------|-------------|
| 4/14/14 | 82 |
| 205 WT | 365 WT |
| 716 | 1262 |
| TEST ADG | SC |
| 3.60 | 37.6 |
| %IMF | REA |
| 2.99 | 13.5 |
| CALVING EASE | PROG/AVG WR |
| ★ | 3/109 |

38

DLC LEGEND LAD 4118

RED POLLED 7/8 DS, 1/8 AR #206697

MJB LEGEND 338X

{ DLCC LEGEND 145T
MJB EMPRESS 7542T

DLC MISS LEGACY 926W

{ DLC LEGACY 55
DLC MISS ROYAL 614

EPDs

| BW | WW | YW | MILK | MWW | FAT | REA | MARB | RBV | C WT |
|------|-----|-----|------|-----|-------|-------|------|------|-------|
| +2.7 | +54 | +89 | +34 | +61 | +0.02 | +0.13 | +0.9 | +0.5 | +25.6 |

A nice-patterned bull with guts and volume. He weaned 740-lbs. with a ratio of 109. His dam is another Hallmark Dam with a great profile, good feed and legs, and a nice udder. Her pedigree goes back to the great Bolero bull who was a top-notch female maker!

| BD | BW |
|--------------|-------------|
| 4/18/14 | 88 |
| 205 WT | 365 WT |
| 740 | 1171 |
| TEST ADG | SC |
| 3.80 | 34.8 |
| %IMF | REA |
| 2.70 | 13.5 |
| CALVING EASE | PROG/AVG WR |
| ★ | 4/115 |

39

DLC ROMEO LAD 4103

BLACK SCURRED FULLBLOOD #206752

MJB ROMEO 337Z

{ MJB ROMEO 125R
MJB SHERIDAN 6867S

DLC MS LEGACY 219

{ DLC LEGACY 71
DLC BOLERO LASS 600

EPDs

| BW | WW | YW | MILK | MWW | FAT | REA | MARB | RBV | C WT |
|------|-----|-----|------|-----|------|-------|------|------|-------|
| +3.6 | +51 | +96 | +25 | +50 | 0.00 | +0.22 | +0.5 | +0.9 | +28.5 |

A moderate birth weight bull with explosive growth. He posted a 109 weaning ratio and is one of the largest scrotal bulls in this offering. His pedigree is full of maternal qualities – Legacy, Bolero and Royal.

| BD | BW |
|--------------|-------------|
| 4/3/14 | 85 |
| 205 WT | 365 WT |
| 812 | 1314 |
| TEST ADG | SC |
| 3.40 | 42.1 |
| %IMF | REA |
| 2.57 | 12.6 |
| CALVING EASE | PROG/AVG WR |
| ★ | 1/108 |



Lot 40

40 **DLC SHILO 426**
BLACK POLLED FULLBLOOD #206723

DLC SHILO LAD 1100 { BC SHILO 63S
MJB ROCKETTE 9594W
DLC LEGACY LASS 104 { DLC LEGACY 71
DLC BOLERO LASS 600

| | |
|--------------|-------------|
| BD | BW |
| 4/21/14 | 98 |
| 205 WT | 365 WT |
| 728 | 1257 |
| TEST ADG | SC |
| 3.40 | 37.0 |
| %IMF | REA |
| 2.96 | 12.8 |
| CALVING EASE | PROG/AVG WR |
| ★ | 2/106 |

EPDs

| | | | | | | | | | |
|------|-----|------|------|-----|-------|-------|------|------|-------|
| BW | WW | YW | MILK | MWW | FAT | REA | MARB | RBV | C WT |
| +6.2 | +56 | +110 | +29 | +57 | +0.01 | +0.19 | +0.6 | +0.7 | +31.9 |

This bull is a high-performance bull with a strong maternal background. He is a smooth-made, long-bodied individual who is pleasant on the eyes. 426 has caught the attention of ranch visitors.



41 **DLC LEGEND LAD 4129**
BLACK POLLED 7/8 DS, 1/8 AR #206683

MJB LEGEND 338X { DLCC LEGEND 145T
MJB EMPRESS 7542T
DLC MS LEGACY 821U { SBCC ROYAL LEGACY 5123
DLC MISS ASTOUND 523

| | |
|--------------|-------------|
| BD | BW |
| 4/24/14 | 92 |
| 205 WT | 365 WT |
| 693 | 1183 |
| TEST ADG | SC |
| 3.50 | 36.4 |
| %IMF | REA |
| 2.80 | 12.8 |
| CALVING EASE | PROG/AVG WR |
| ★ | 4/98 |

EPDs

| | | | | | | | | | |
|------|-----|-----|------|-----|-------|-------|------|------|-------|
| BW | WW | YW | MILK | MWW | FAT | REA | MARB | RBV | C WT |
| +3.4 | +51 | +88 | +21 | +47 | +0.01 | +0.15 | +0.6 | +0.8 | +23.6 |

This bull follows the phenotype and performance of his sire with solid muscling, rapid growth and carcass. His dam is a long-bodied, taller framed cow with a great udder.

42 **DLC LEGEND LAD 421**
BLACK POLLED 7/8 DS, 1/8 AR #206673

MJB LEGEND 338X { DLCC LEGEND 145T
MJB EMPRESS 7542T
DLC MS BLACK ENUF 707 { DLCC BLACK ENUF 127J
DLC MISS BOLERO 543

| | |
|--------------|-------------|
| BD | BW |
| 4/20/14 | 92 |
| 205 WT | 365 WT |
| 674 | 1247 |
| TEST ADG | SC |
| 4.00 | 36.2 |
| %IMF | REA |
| 2.82 | 14.2 |
| CALVING EASE | PROG/AVG WR |
| ★ | 6/95 |

EPDs

| | | | | | | | | | |
|------|-----|-----|------|-----|-------|-------|------|------|-------|
| BW | WW | YW | MILK | MWW | FAT | REA | MARB | RBV | C WT |
| +3.4 | +51 | +90 | +19 | +44 | +0.01 | +0.13 | +0.9 | +0.6 | +23.1 |

421 is a big-topped, deep-ribbed, long-bodied Legend son out of a picture-perfect-uddered cow. His dam is smaller framed, long and feminine. This double-black bull is also one of the larger REA bulls in this offering.

43 **DLC HUDSON 4136**
RED POLLED PUREBRED #206682

DLCC HUDSON 82U { MJB SHUR LOC 106S
DLCC PRINCESS MIA 78P
DLC MS SURE ENUF 817U { DLCC SURE-ENUF
DLC ROCKETTE 623

| | |
|--------------|-------------|
| BD | BW |
| 5/1/14 | 85 |
| 205 WT | 365 WT |
| 679 | 1201 |
| TEST ADG | SC |
| 3.20 | 36.0 |
| %IMF | REA |
| 2.39 | 14.3 |
| CALVING EASE | PROG/AVG WR |
| ★ | 5/109 |

EPDs

| | | | | | | | | | |
|------|-----|-----|------|-----|-------|-------|------|------|-------|
| BW | WW | YW | MILK | MWW | FAT | REA | MARB | RBV | C WT |
| +1.5 | +39 | +87 | +34 | +53 | +0.02 | +0.40 | 0.0 | +1.0 | +34.5 |

This is an impressive young Hudson bull. He displays excellent performance for a young bull with a modest birth weight. His dam is yet another Hallmark Dam who goes back to "The Rock," who produced many performance cattle.



44 **DLC HUDSON 4135**
RED POLLED 7/8 DS, 1/8 SA #206678

DLCC HUDSON 82U { MJB SHUR LOC 106S
DLCC PRINCESS MIA 78P
DLC ROCKETTE 800U { X-E ROCK P296
DLC MISS ROYAL 236

| | |
|--------------|-------------|
| BD | BW |
| 5/2/14 | 88 |
| 205 WT | 365 WT |
| 661 | 1151 |
| TEST ADG | SC |
| 3.20 | 33.9 |
| %IMF | REA |
| 1.79 | 12.9 |
| CALVING EASE | PROG/AVG WR |
| ★ | 5/104 |

EPDs

| | | | | | | | | | |
|------|-----|-----|------|-----|-------|-------|------|------|-------|
| BW | WW | YW | MILK | MWW | FAT | REA | MARB | RBV | C WT |
| +1.6 | +40 | +89 | +33 | +53 | +0.02 | +0.38 | 0.0 | +1.0 | +36.8 |

A soggy, thick-made, heavy muscled young Hudson son. He shows the growth and gain-ability of his sire. His dam is a thick-made, perfectly uddered cow with good feet and legs. She is another Hallmark dam.



Lot 45



Lot 46

47 **DLC MAGNUM 4158**
RED POLLED 99.9% 1B #1700528

KOESTER MAGNUM 139 { LJC MAGNUM 014W
KOESTER MS BIG SKY 721
DLC KING ROB LASS 649 { KUHN'S KING ROB
DLC MISS HOBO 252

| | |
|--------------|----------------|
| BD | BW |
| 4/8/14 | 95 |
| 205 WT | 365 WT |
| 748 | 1177 |
| TEST ADG | SC |
| 3.50 | 40.4 |
| %IMF | REA |
| 2.00 | 11.8 |
| CALVING EASE | DAM'S AGE/MPPA |
| ★ | 8/102.7 |

| EPDs | HB | GM | CED | BW | WW | YW | MILK | ME | HPG | CEM | ST | MARB | YG | CW | REA | FAT |
|------|-----|----|-----|------|----|----|------|----|-----|-----|----|------|------|----|------|-------|
| | 133 | 50 | 2 | -0.3 | 61 | 84 | 22 | 1 | 12 | 4 | 14 | 0.40 | 0.02 | 19 | 0.15 | -0.01 |

This bull has great depth and thickness and a 750-lb. WW with no creep. He is a half brother to our Jackhammer herd sire who topped our sale three years ago. His dam is a big, easy-keeping cow with a perfect udder and feet.



45 **DLC MR DENIRO 4162**
RED POLLED 100% 1A #1700559

LCOC DENIRO A024Z { LEACHMAN DENIRO A090X
SRN FORTUNE 7011
DLC MS OSCAR 191 { RED CROWFOOT OLE'S OSCAR
DLC HIGH PRAIRIE 768

| | |
|--------------|----------------|
| BD | BW |
| 4/16/14 | 80 |
| 205 WT | 365 WT |
| 729 | 1214 |
| TEST ADG | SC |
| 3.30 | 35.7 |
| %IMF | REA |
| 2.61 | 13.8 |
| CALVING EASE | DAM'S AGE/MPPA |
| ★★ | 3/101.1 |

| EPDs | HB | GM | CED | BW | WW | YW | MILK | ME | HPG | CEM | ST | MARB | YG | CW | REA | FAT |
|------|-----|----|-----|------|----|----|------|----|-----|-----|----|------|------|----|------|------|
| | 120 | 52 | 6 | -2.6 | 59 | 97 | 20 | 4 | 9 | 9 | 11 | 0.64 | 0.05 | 24 | 0.19 | 0.01 |

This herdbull candidate has a tremendous pattern, style and thickness. He comes from a thick-made, top-producing cow. He has a modest birth weight and yet is one of the top weaning indexing Red Angus bulls. He also ratioed a 107 for REA. Retaining 1/2 semen interest.

46 **DLC HAMMER 4157**
RED POLLED 100% 1A #1700535

DLC HAMMER 1152 { HXC JACKHAMMER 8800U
DLC KING ROB LASS 649
DLC MS ABOVE & BEYOND 865 { LCC ABOVE & BEYOND 1300J
DLC MISS DIVIDE 651

| | |
|--------------|----------------|
| BD | BW |
| 4/11/14 | 94 |
| 205 WT | 365 WT |
| 766 | 1265 |
| TEST ADG | SC |
| 3.70 | 37.0 |
| %IMF | REA |
| 3.41 | 14.3 |
| CALVING EASE | DAM'S AGE/MPPA |
| ★★ | 6/99.4 |

| EPDs | HB | GM | CED | BW | WW | YW | MILK | ME | HPG | CEM | ST | MARB | YG | CW | REA | FAT |
|------|-----|----|-----|-----|----|-----|------|----|-----|-----|----|------|------|----|-------|------|
| | 131 | 51 | 2 | 2.0 | 76 | 115 | 14 | 3 | 10 | 6 | 13 | 0.53 | 0.19 | 41 | -0.02 | 0.01 |

This big-time performance bull has a lot of thickness and growthiness. He is one of the top ratioing Red Angus bulls in many areas – 107 WW, 112 REA and IMF. Retaining 1/2 semen interest.

48 **DLC HAMMER 4159**
RED POLLED 100% 1A #1700546

DLC HAMMER 1152 { HXC JACKHAMMER 8800U
DLC KING ROB LASS 649
DLC MS ROB ROY 988 { BIEBER ROB ROY 10444
DLC MISS DIVIDE 651

| | |
|--------------|----------------|
| BD | BW |
| 4/15/14 | 90 |
| 205 WT | 365 WT |
| 726 | 1264 |
| TEST ADG | SC |
| 3.60 | 34.1 |
| %IMF | REA |
| 2.91 | 12.7 |
| CALVING EASE | DAM'S AGE/MPPA |
| ★ | 5/99.3 |

| EPDs | HB | GM | CED | BW | WW | YW | MILK | ME | HPG | CEM | ST | MARB | YG | CW | REA | FAT |
|------|----|----|-----|-----|----|-----|------|----|-----|-----|----|------|------|----|------|-------|
| | 71 | 50 | -3 | 4.8 | 81 | 122 | 13 | 5 | 10 | 4 | 8 | 0.42 | 0.19 | 49 | 0.01 | -0.01 |

An extremely deep, thick, massive bull who is out of a top-producing Rob Roy cow. His dam has great feet and structure, and a great udder. This guy has great growth and is one of the high YW Red Angus bulls.

49 **DLC MAGNUM 4161**
RED POLLED 99.8% 1B #1700534

KOESTER MAGNUM 139 { LJC MAGNUM 014W
KOESTER MS BIG SKY 721
DLC MS CLASSIC 882 { DLC MR CLASSIC 4115
DLC MS LOGAN 450

| | |
|--------------|----------------|
| BD | BW |
| 4/7/14 | 82 |
| 205 WT | 365 WT |
| 733 | 1221 |
| TEST ADG | SC |
| 3.50 | 40.4 |
| %IMF | REA |
| 3.26 | 14.2 |
| CALVING EASE | DAM'S AGE/MPPA |
| ★★ | 6/102.0 |

| EPDs | HB | GM | CED | BW | WW | YW | MILK | ME | HPG | CEM | ST | MARB | YG | CW | REA | FAT |
|------|-----|----|-----|------|----|----|------|----|-----|-----|----|------|-------|----|------|-------|
| | 115 | 50 | 4 | -2.9 | 55 | 85 | 20 | 0 | 13 | 4 | 11 | 0.42 | -0.06 | 16 | 0.30 | -0.01 |

Here's one of the high-carcass bulls in the sale. He has a 106 REA ratio, a 110 REA ratio and a 107 IMF ratio, plus he has a large scrotal and good growth – all with a modest 82-lb. birth weight. His dam is a long-bodied, easy-keeping cow.



Lot 50

50

DLC MR DENIRO 4156

RED POLLED 99.8% 1B #1700554

LCOC DENIRO A024Z

{ LEACHMAN DENIRO A090X
{ SRN FORTUNE 7011

DLC MS CHEYENNE 181

{ KOESTER CHEYENNE 706
{ DLC MS ABOVE & BEYOND 867

| | |
|--------------|----------------|
| BD | BW |
| 4/12/14 | 85 |
| 205 WT | 365 WT |
| 754 | 1312 |
| TEST ADG | SC |
| 4.10 | 37.0 |
| %IMF | REA |
| 3.00 | 13.9 |
| CALVING EASE | DAM'S AGE/MPPA |
| ★★★ | 3/99.4 |

EPDs

| HB | GM | CED | BW | WW | YW | MILK | ME | HPG | CEM | ST | MARB | YG | CW | REA | FAT |
|-----|----|-----|------|----|-----|------|----|-----|-----|----|------|------|----|------|------|
| 135 | 52 | 7 | -1.7 | 61 | 106 | 23 | 4 | 9 | 8 | 13 | 0.66 | 0.11 | 31 | 0.13 | 0.01 |

This bull is a soggy performance bull with extra depth and volume. He gained over 4 lbs. per day on test as well as having a weaning ratio of 106. 4156 is a carcass bull with a 108 ratio in REA and top carcass EPDs. His dam is an easy-fleshing, top-producing cow the good feet and udder.



51

DLC HAMMER 4164

RED POLLED 100% 1A #1700566

DLC HAMMER 1152

{ HXC JACKHAMMER 8800U
{ DLC KING ROB LASS 649

DLC MS HIGH PRAIRIE 759

{ LELAND HIGH PRAIRIE 5363R
{ DLC MS DESIGN 083

| | |
|--------------|----------------|
| BD | BW |
| 4/27/14 | 82 |
| 205 WT | 365 WT |
| 716 | 1212 |
| TEST ADG | SC |
| 3.50 | 42.0 |
| %IMF | REA |
| 2.31 | 12.4 |
| CALVING EASE | DAM'S AGE/MPPA |
| ★ | 7/98.7 |

EPDs

| HB | GM | CED | BW | WW | YW | MILK | ME | HPG | CEM | ST | MARB | YG | CW | REA | FAT |
|-----|----|-----|-----|----|-----|------|----|-----|-----|----|------|------|----|-------|------|
| 113 | 52 | 0 | 2.1 | 75 | 109 | 13 | 3 | 11 | 3 | 12 | 0.60 | 0.19 | 38 | -0.08 | 0.01 |

4164 is a dark red, thick-made bull with a big scrotum. He is a younger bull with length of body and he steps down wide. He is out of top-producing High Prairie cow who displays a great udder and is an easy-keeper. His maternal granddam posted a 107 MPPA on nine offspring.



Lot 52

52

DLC OLE 4154

RED POLLED 100% 1A #1700521

DLC'S OSCAR 1191

{ RED CROWFOOT OLE'S OSCAR
{ DLC MISS CLASSIC 444

DLC MS FAT TONY 276

{ RED NORTHLINE FAT TONY 605U
{ DLC MS CLASSIC 572

| | |
|--------------|----------------|
| BD | BW |
| 4/11/14 | 60 |
| 205 WT | 365 WT |
| 719 | 1181 |
| TEST ADG | SC |
| 3.00 | 35.5 |
| %IMF | REA |
| 2.28 | 12.9 |
| CALVING EASE | DAM'S AGE/MPPA |
| ★★★ | 2/102.0 |

EPDs

| HB | GM | CED | BW | WW | YW | MILK | ME | HPG | CEM | ST | MARB | YG | CW | REA | FAT |
|----|----|-----|------|----|----|------|----|-----|-----|----|------|-------|----|------|-------|
| 97 | 50 | 6 | -4.5 | 46 | 64 | 18 | 0 | 8 | 8 | 8 | 0.34 | -0.05 | 2 | 0.13 | -0.01 |

Heifer bull. Here is a clean-made, eye-appealing, calving-ease specialist with a weaning ratio of 105. His dam is a stylish, dark red daughter of Fat Tony with a picture-perfect udder.

53

DLC OLE 4153

RED POLLED 100% 1A #1700516

DLC'S OSCAR 1191

{ RED CROWFOOT OLE'S OSCAR
{ DLC MISS CLASSIC 444

DLC MISS EPIC 262

{ BECKTON EPIC R397 K
{ DLC MS HIGH PRAIRIE 7122

| | |
|--------------|----------------|
| BD | BW |
| 4/9/14 | 78 |
| 205 WT | 365 WT |
| 709 | 1161 |
| TEST ADG | SC |
| 3.50 | 31.9 |
| %IMF | REA |
| 2.15 | 12.7 |
| CALVING EASE | DAM'S AGE/MPPA |
| ★★★ | 2/101.2 |

EPDs

| HB | GM | CED | BW | WW | YW | MILK | ME | HPG | CEM | ST | MARB | YG | CW | REA | FAT |
|-----|----|-----|------|----|----|------|----|-----|-----|----|------|------|----|------|------|
| 112 | 50 | -2 | -0.9 | 62 | 92 | 17 | 2 | 11 | 6 | 12 | 0.36 | 0.07 | 24 | 0.16 | 0.01 |

Heifer bull. This heifer bull was bred for performance and growth. His dark red Epic mother comes from a long line of top-producing cows. His maternal granddam posts a 110 MPPA and is still producing in our herd. 4153 has a 103 WW ratio with a 78-lb. BW.

54

DLC OLE 4149

RED POLLED 100% 1A #1700519

DLC'S OSCAR 1191

{ RED CROWFOOT OLE'S OSCAR
{ DLC MISS CLASSIC 444

DLC MS FAT TONY 269

{ RED NORTHLINE FAT TONY 605U
{ DLC MISS CLASSIC 575

| | |
|--------------|----------------|
| BD | BW |
| 5/2/14 | 75 |
| 205 WT | 365 WT |
| 732 | 1160 |
| TEST ADG | SC |
| 2.70 | 34.7 |
| %IMF | REA |
| 2.26 ACT | 12.9 ACT |
| CALVING EASE | DAM'S AGE/MPPA |
| ★★★ | 2/102.8 |

EPDs

| HB | GM | CED | BW | WW | YW | MILK | ME | HPG | CEM | ST | MARB | YG | CW | REA | FAT |
|----|----|-----|------|----|----|------|----|-----|-----|----|------|-------|----|------|-------|
| 87 | 50 | 5 | -3.9 | 44 | 59 | 16 | 0 | 7 | 7 | 8 | 0.35 | -0.06 | -1 | 0.09 | -0.01 |

Heifer bull. Here is a clean-made, slightly stylish young bill out of an exciting, young Fat Tony daughter with a great udder. She also travels very well. 4149 posted a 107 WW ratio. He was too young for his carcass ultrasound to be adjusted, so numbers are actuals.



Lot 55

56 **DLC MR HAMMER 4168**

RED POLLED 99.1% 1B #1700543

DLC HAMMER 1152 { HXC JACKHAMMER 8800U
DLC KING ROB LASS 649

DLC MS LOGAN 477 { DLC LOGAN 9118
DLC MS DESIGN 507

| | |
|--------------|----------------|
| BD | BW |
| 4/19/14 | 86 |
| 205 WT | 365 WT |
| 694 | 1122 |
| TEST ADG | SC |
| 2.80 | 37.3 |
| %IMF | REA |
| 2.91 | 13.2 |
| CALVING EASE | DAM'S AGE/MPPA |
| ★ | 10/97.0 |

EPDs

| HB | GM | CED | BW | WW | YW | MILK | ME | HPG | CEM | ST | MARB | YG | CW | REA | FAT |
|----|----|-----|-----|----|----|------|----|-----|-----|----|------|------|----|-------|-------|
| 97 | 50 | -1 | 2.2 | 63 | 86 | 12 | 1 | 9 | 4 | 10 | 0.59 | 0.07 | 24 | -0.01 | -0.01 |

A thick-made, big-scrutum bull with a large REA. He also is a top marbling EPD bull as the Logan bloodline is known for. His dam is thick and easy keeping with great feet and structure.

58 **DLC OLE 4150**

RED POLLED 99.8% 1B #1700513

DLC'S OSCAR 1191 { RED CROWFOOT OLE'S OSCAR
DLC MISS CLASSIC 444

DLC MS FAT TONY 255 { RED NORTHLINE FAT TONY 605U
DLC MISS CANYON 568

| | |
|--------------|----------------|
| BD | BW |
| 3/26/14 | 68 |
| 205 WT | 365 WT |
| 699 | 1106 |
| TEST ADG | SC |
| 3.20 | 35.0 |
| %IMF | REA |
| 3.43 | 12.0 |
| CALVING EASE | DAM'S AGE/MPPA |
| ★★★ | 2/100.8 |

EPDs

| HB | GM | CED | BW | WW | YW | MILK | ME | HPG | CEM | ST | MARB | YG | CW | REA | FAT |
|----|----|-----|------|----|----|------|----|-----|-----|----|------|-------|----|------|------|
| 99 | 51 | 5 | -3.9 | 45 | 59 | 19 | 0 | 7 | 7 | 9 | 0.44 | -0.02 | -1 | 0.13 | 0.01 |

Heifer bull.
A stylish heifer bull with length of body and growth. He has a 68-lb. BW and a weaning ratio of 102. 4150 also has a marbling ratio of 118.

60 **DLC HAMMER 4170**

RED POLLED 100% 1A #1700570

DLC HAMMER 1152 { HXC JACKHAMMER 8800U
DLC KING ROB LASS 649

DLC MS RAMPAGE 776 { OHRR 31K MK RAMPAGE 8P
DLC MS KING ROB 559

| | |
|--------------|----------------|
| BD | BW |
| 5/10/14 | 80 |
| 205 WT | 365 WT |
| 714 | 1152 |
| TEST ADG | SC |
| 3.30 | 40.9 |
| %IMF | REA |
| 2.56 ACT | 10.5 ACT |
| CALVING EASE | DAM'S AGE/MPPA |
| ★ | 7/102.1 |

EPDs

| HB | GM | CED | BW | WW | YW | MILK | ME | HPG | CEM | ST | MARB | YG | CW | REA | FAT |
|-----|----|-----|-----|----|----|------|----|-----|-----|----|------|------|----|-------|-------|
| 104 | 51 | 2 | 1.5 | 71 | 96 | 13 | 4 | 11 | 4 | 10 | 0.53 | 0.11 | 29 | -0.03 | -0.01 |

A moderate birth weight bull with extra length and a large scrotal measurement. His dam is a dark red Rampage cow with plenty of milk. 4170 posted a weaning ratio of 104. He was too young for his carcass ultrasound to be adjusted, so numbers are actuals.

55 **DLC MR DENIRO 4174**

RED POLLED 99.9% 1B #1700556

LCOC DENIRO A024Z { LEACHMAN DENIRO A090X
SRN FORTUNE 7011

DLC MS HAMMER 184 { HXC JACKHAMMER 8800U
DLC MS GRAND CANYON 642

| | |
|--------------|----------------|
| BD | BW |
| 4/25/14 | 70 |
| 205 WT | 365 WT |
| 759 | 1241 |
| TEST ADG | SC |
| 3.50 | 37.5 |
| %IMF | REA |
| 2.75 | 13.4 |
| CALVING EASE | DAM'S AGE/MPPA |
| ★★★ | 3/102.9 |

EPDs

| HB | GM | CED | BW | WW | YW | MILK | ME | HPG | CEM | ST | MARB | YG | CW | REA | FAT |
|-----|----|-----|------|----|----|------|----|-----|-----|----|------|------|----|------|------|
| 130 | 53 | 8 | -3.0 | 63 | 97 | 19 | 4 | 10 | 6 | 11 | 0.63 | 0.09 | 23 | 0.15 | 0.02 |

Heifer bull.
This is a longer, thicker-made heifer bull candidate. He is a top carcass EPD bull, gaining over 3.5 lbs. per day and posting a WW ratio of 106. His dam is a good milking Jackhammer daughter with a perfect udder and great feet.

57 **DLC MR DENIRO 4173**

RED POLLED 99.7% 1B #1700549

LCOC DENIRO A024Z { LEACHMAN DENIRO A090X
SRN FORTUNE 7011

DLC MS CHEYENNE 158 { KOESTER CHEYENNE 706
DLC MS CANYON 851

| | |
|--------------|----------------|
| BD | BW |
| 4/18/14 | 70 |
| 205 WT | 365 WT |
| 714 | 1211 |
| TEST ADG | SC |
| 3.50 | 35.7 |
| %IMF | REA |
| 4.09 | 12.9 |
| CALVING EASE | DAM'S AGE/MPPA |
| ★★★ | 3/100.0 |

EPDs

| HB | GM | CED | BW | WW | YW | MILK | ME | HPG | CEM | ST | MARB | YG | CW | REA | FAT |
|-----|----|-----|------|----|----|------|----|-----|-----|----|------|------|----|------|------|
| 134 | 52 | 9 | -3.2 | 54 | 87 | 24 | 4 | 9 | 7 | 12 | 0.69 | 0.05 | 18 | 0.12 | 0.01 |

Heifer bull.
A thick, easy-keeping son of Deniro with bred-in calving ease. He also is the top marbling Red Angus in the sale with a 134 ratio for IMF. His dam is a dark red Cheyenne daughter who shows a lot of promise for the future.

59 **DLC MAGNUM 4167**

RED POLLED 99.8% 1B #1700567

KOESTER MAGNUM 139 { LJC MAGNUM 014W
KOESTER MS BIG SKY 721

DLC MS KING ROB 763 { KUHN'S KING ROB
DLC MISS CLASSIC 465

| | |
|--------------|----------------|
| BD | BW |
| 4/15/14 | 78 |
| 205 WT | 365 WT |
| 680 | 1071 |
| TEST ADG | SC |
| 2.70 | 36.1 |
| %IMF | REA |
| 3.03 | 12.3 |
| CALVING EASE | DAM'S AGE/MPPA |
| ★★★ | 7/94.0 |

EPDs

| HB | GM | CED | BW | WW | YW | MILK | ME | HPG | CEM | ST | MARB | YG | CW | REA | FAT |
|-----|----|-----|------|----|----|------|----|-----|-----|----|------|-------|----|------|-------|
| 116 | 49 | 6 | -3.3 | 48 | 67 | 17 | 2 | 13 | 3 | 11 | 0.32 | -0.08 | 5 | 0.22 | -0.01 |

Heifer bull.
A pedigree filled with calving ease – Koester Magnum x Kuhn's King Rob. 4167 should sire high-marbling offspring with positive REAs. His dam is a clean-made, free-moving cow with good feet and legs.

61 **DLC MR DENIRO 4172**

RED POLLED 100% 1A #1700557

LCOC DENIRO A024Z { LEACHMAN DENIRO A090X
SRN FORTUNE 7011

DLC MS HAMMER 188 { HXC JACKHAMMER 8800U
DLC MISS HOBO 473

| | |
|--------------|----------------|
| BD | BW |
| 4/22/14 | 85 |
| 205 WT | 365 WT |
| 681 | 1113 |
| TEST ADG | SC |
| 3.40 | 34.9 |
| %IMF | REA |
| 2.45 | 10.2 |
| CALVING EASE | DAM'S AGE/MPPA |
| ★ | 3/100.0 |

EPDs

| HB | GM | CED | BW | WW | YW | MILK | ME | HPG | CEM | ST | MARB | YG | CW | REA | FAT |
|-----|----|-----|------|----|----|------|----|-----|-----|----|------|------|----|-------|------|
| 126 | 52 | 4 | -0.6 | 64 | 97 | 17 | 3 | 10 | 6 | 12 | 0.58 | 0.18 | 27 | -0.11 | 0.02 |

A thick-made bull with a nice breed rank for many relevant traits. He has an interesting pedigree with a lot of breed top standby lines – Deniro, Jackhammer, Hobo and Logan.



62 **DLC OLE 4152**
 RED POLLED 100% 1A #1700517

| | |
|--------------|----------------|
| BD | BW |
| 3/26/14 | 70 |
| 205 WT | 365 WT |
| 663 | 1109 |
| TEST ADG | SC |
| 3.50 | 36.4 |
| %IMF | REA |
| 3.71 | 12.9 |
| CALVING EASE | DAM'S AGE/MPPA |
| ★★★ | 2/98.8 |

DLC'S OSCAR 1191 { RED CROWFOOT OLE'S OSCAR
 { DLC MISS CLASSIC 444

DLC MISS EPIC 263 { BECKTON EPIC R397 K
 { DLC MS CELEBRATION 743

EPDs

| HB | GM | CED | BW | WW | YW | MILK | ME | HPG | CEM | ST | MARB | YG | CW | REA | FAT |
|-----|----|-----|------|----|----|------|----|-----|-----|----|------|-------|----|------|------|
| 141 | 51 | 4 | -3.9 | 50 | 72 | 16 | 0 | 9 | 7 | 14 | 0.52 | -0.02 | 7 | 0.23 | 0.01 |

Heifer bull.
 Here is a large-scrotal, stylish, heifer bull with an interesting pedigree. 4152 posed one of the top ADGs on test of the heifer bull candidates. He is also one of the top marbling Red Angus bulls with an IMF ratio of 128. His dam is clean made and thick and steps wide on a good foot.

63 **DLC MR DENIRO 4166**
 RED POLLED 99.9% 1B #1700561

| | |
|--------------|----------------|
| BD | BW |
| 4/22/14 | 82 |
| 205 WT | 365 WT |
| 703 | 1191 |
| TEST ADG | SC |
| 3.80 | 36.4 |
| %IMF | REA |
| 3.80 | 11.5 |
| CALVING EASE | DAM'S AGE/MPPA |
| ★★ | 3/98.9 |

LCOC DENIRO A024Z { LEACHMAN DENIRO A090X
 { SRN FORTUNE 7011

DLC MS GOLDEN BOY 193 { BHR GOLDEN BOY 453B
 { DLC MS KING ROB 763

EPDs

| HB | GM | CED | BW | WW | YW | MILK | ME | HPG | CEM | ST | MARB | YG | CW | REA | FAT |
|-----|----|-----|------|----|----|------|----|-----|-----|----|------|------|----|------|------|
| 122 | 51 | 6 | -1.5 | 57 | 92 | 18 | 4 | 11 | 5 | 12 | 0.52 | 0.07 | 23 | 0.13 | 0.01 |

A moderate birth weight Deniro son out of a really good Golden Boy cow. 4166 gained almost 4 lbs. per day on test and posted a marbling ratio of 125. His dam is dark red with a picture-perfect udder.

64 **DLC MAGNUM 4165**
 RED POLLED 99.8% 1B #1700525

| | |
|--------------|----------------|
| BD | BW |
| 4/23/14 | 62 |
| 205 WT | 365 WT |
| 725 | 1155 |
| TEST ADG | SC |
| 3.40 | 37.4 |
| %IMF | REA |
| 3.43 | 12.8 |
| CALVING EASE | DAM'S AGE/MPPA |
| ★★ | 9/105.1 |

KOESTER MAGNUM 139 { LJC MAGNUM 014W
 { KOESTER MS BIG SKY 721

DLC CLASSIC LADY 545 { BADLANDS CLASSIC 069
 { DLC MS CHIEFTON 844

EPDs

| HB | GM | CED | BW | WW | YW | MILK | ME | HPG | CEM | ST | MARB | YG | CW | REA | FAT |
|-----|----|-----|------|----|----|------|----|-----|-----|----|------|-------|----|------|------|
| 131 | 51 | 8 | -4.1 | 56 | 78 | 20 | 1 | 11 | 2 | 12 | 0.34 | -0.04 | 10 | 0.28 | 0.01 |

A high-marbling, low birth weight Magnum son out of a good Ole Classic cow. His dam has an MPPA of 105 on eight calves. 4165 also has a weaning ratio of 102 and a marbling ratio of 112. His dam is thick made and easy keeping.

Red Angus Guide to EPDs

HB HerdBuilder Index – Need bulls for developing a profitable cowherd and maximizing the value of marketed progeny? Select a bull with a high HB value.

GM GridMaster Index – If you market all of your calf crop and want to increase the value of that calf crop, select a bull with a high GM value to maximize your profit.

CED Calving Ease Direct – Breeding Heifers? Select bulls with a high CED to increase the probability that the heifers will calve unassisted.

BW..... Birth Weight – Predicts differences in birth weight. BW is included in the CED EPD, so simplify your decisions by selecting bulls based on CED instead of BW.

WW Weaning Weight and **YW** Yearling Weight – Predicts differences in weight at weaning and yearling. While selection based on these growth measures can increase your payweight, be cautious what the bull's other EPDs are.

Milk Milk – Predicts differences in weaning weight of daughter's progeny due to milk production.

ME Maintenance Energy – Selecting bulls with a lower ME EPD will decrease the amount of feed his daughters will require to maintain body weight.

HPG..... Heifer Pregnancy – Retaining heifers? Select bulls with a high HPG to increase the percentage of exposures that result in a calving observation.

CEM Calving Ease Maternal – Another number to pay attention to if you are retaining heifers. Selecting bulls with a high CEM will increase the probability of those daughters calving unassisted.

STAY.... Stayability – The most important trait if your goal is developing cows that stay productive, thus increasing your profitability. Bulls that have a high Stay EPD are expected to sire daughters that remain productive in the herd until at least 6 years of age.

MARB .. Marbling Score – Select bulls with high MARB EPD to increase the number of progeny that grade Choice or Prime.

YG Yield Grade – Marketing calves on a grid? Placing selection pressure on YG EPD will decrease the number of YG discounts on grid-marketed progeny.

CW..... Carcass Weight – Selecting bulls with a high CW EPD will increase the weight of the hanging carcass, which directly impacts revenue.

REA Rib Eye Area – Need to add muscle? Select bulls with a high REA EPD to increase rib eye area, which favorably increases Yield Grade.

FAT Backfat – Need to reduce waste in carcasses? Select bulls with a low FAT EPD to reduce backfat, which favorably increases Yield Grade.

Ranch Tested. Rancher Trusted.

Red Angus

(940) 387-3502 | RedAngus.org



65 **DLC COTEAU 119**
BLACK POLLED 27% DS, 41% AR, 30% SA #206763

DLC COTEAU 153 { DLC'S OSCAR 1191
DLC MS RAMPAGE 403
DLC MS BROKER 404 { GGT P BROKER 137K
DLC LEGACY LASS 014

| EPDs | | | | | | | | | |
|------|-----|-----|------|-----|-----|-----|------|-----|------|
| BW | WW | YW | MILK | MWW | FAT | REA | MARB | RBY | C WT |
| -1.9 | +55 | +84 | +23 | +50 | | | | | |

A low birth weight, smooth-made, long-bodied bull whose weaning ratio was 105. He measured a big scrotum and REA. His dam is a dark red, long, top-producing cow. Slightly scurred.

| BD | BW |
|--------------|-------------|
| 4/13/14 | 83 |
| 205 WT | 365 WT |
| 760 | |
| TEST ADG | SC |
| 3.40 | 39.0 |
| %IMF | REA |
| 2.73 | 13.1 |
| CALVING EASE | PROG/AVG WR |
| ★★ | |

66 **DLC COTEAU 139**
RED POLLED 3/4 DS, 1/4 AR #206766

DLC CLASSIC LAD 070 { DLC SIR CLASSIC 5102
DLC MISS CANYON 554
DLC MISS COTEAU 002U { DLC LOGAN 4108
DLC MISS COTEAU 799

| EPDs | | | | | | | | | |
|------|-----|-----|------|-----|------|-------|------|------|-------|
| BW | WW | YW | MILK | MWW | FAT | REA | MARB | RBY | C WT |
| +2.3 | +42 | +81 | +22 | +43 | 0.00 | +0.24 | -0.2 | +1.0 | +24.8 |

A powerful son of Classic 070, this bull displays strong potential and high carcass ratings. The Classic line has a strong history of producing great females. The dam is a broody, easy-keeping cow with a perfect udder.

| BD | BW |
|--------------|-------------|
| 4/16/14 | 90 |
| 205 WT | 365 WT |
| 696 | 1178 |
| TEST ADG | SC |
| 3.60 | 37.6 |
| %IMF | REA |
| 2.48 | 13.2 |
| CALVING EASE | PROG/AVG WR |
| ★ | 5/98 |

67 **DLC COTEAU 133**
BLACK POLLED 3/4 AR, 1/4 SA #206689

DLC CLASSIC LAD 070 { DLC SIR CLASSIC 5102
DLC MISS CANYON 554
DLC MS BLACK COTEAU 170W { DLC SPARKY 6170
DLC MISS COTEAU 930

| EPDs | | | | | | | | | |
|------|-----|-----|------|-----|------|-------|------|------|-------|
| BW | WW | YW | MILK | MWW | FAT | REA | MARB | RBY | C WT |
| -0.2 | +42 | +78 | +23 | +44 | 0.00 | +0.24 | -0.2 | +0.9 | +26.6 |

A good, clean-made black bull with a calving-ease history on his dam's side. 113 was born with a small birth weight and had a WW ratio of 102. He also performed well on test gaining nearly 4 lbs. per day. 113 also scanned one of the larger REAs in the offering.

| BD | BW |
|--------------|-------------|
| 4/21/14 | 78 |
| 205 WT | 365 WT |
| 696 | 1166 |
| TEST ADG | SC |
| 3.90 | 35.7 |
| %IMF | REA |
| 1.83 | 14.7 |
| CALVING EASE | PROG/AVG WR |
| ★★ | 3/100 |

68 **DLC COTEAU 127**
RED POLLED 5/8 AR, 3/8 SA #206764

DLC'S OSCAR 1191 { RED CROWFOOT OLE'S OSCAR
DLC MISS CLASSIC 444
DLC MS COTEAU 494 { DLC ROCKY LAD 42W
DLC MS RED COTEAU 947W

| EPDs | | | | | | | | | |
|------|-----|-----|------|-----|-------|-------|------|------|-------|
| BW | WW | YW | MILK | MWW | FAT | REA | MARB | RBY | C WT |
| +2.2 | +51 | +87 | +12 | +37 | +0.01 | +0.18 | +0.3 | +0.7 | +22.6 |

Here's a big performance bull who should add pounds onto your feeder cattle. He's big topped and thick made with lots of capacity and muscle. He has a large scrotum and WW ratio of 111. Plus, he scanned very high in marbling.

| BD | BW |
|--------------|-------------|
| 4/14/14 | 90 |
| 205 WT | 365 WT |
| 751 | 1166 |
| TEST ADG | SC |
| 3.40 | 38.6 |
| %IMF | REA |
| 3.16 | 13.8 |
| CALVING EASE | PROG/AVG WR |
| ★ | 1/110 |

69 **DLC COTEAU 124**
RED POLLED 1/2 AR, 1/4 DS, 1/4 SA #206765

DLC CLASSIC LAD 070 { DLC SIR CLASSIC 5102
DLC MISS CANYON 554
DLC MS COTEAU 913 { DLC HIGH PLAINS P38
DLC MISS BOLERO 501

| EPDs | | | | | | | | | |
|------|-----|-----|------|-----|------|-------|------|------|-------|
| BW | WW | YW | MILK | MWW | FAT | REA | MARB | RBY | C WT |
| -0.7 | +32 | +65 | +20 | +36 | 0.00 | +0.20 | 0.0 | +0.9 | +20.2 |

A low birth weight bull with style and he exhibits extra length. This bull should sire the profit-making type of feeder cattle. He displayed good growth, REA and marbling qualities.

| BD | BW |
|--------------|-------------|
| 4/11/14 | 82 |
| 205 WT | 365 WT |
| 679 | 1105 |
| TEST ADG | SC |
| 3.50 | 35.5 |
| %IMF | REA |
| 2.86 | 13.8 |
| CALVING EASE | PROG/AVG WR |
| ★★ | 6/94 |

70 **DLC COTEAU 116**
RED POLLED 1/2 AR, 1/4 DS, 1/4 SA #206741

DLC CLASSIC LAD 070 { DLC SIR CLASSIC 5102
DLC MISS CANYON 554
DLC MISS COTEAU 410 { DLC SPARKY 6170
DLC MS ROCKY 907W

| EPDs | | | | | | | | | |
|------|-----|-----|------|-----|------|-------|------|------|-------|
| BW | WW | YW | MILK | MWW | FAT | REA | MARB | RBY | C WT |
| +0.5 | +34 | +67 | +21 | +38 | 0.00 | +0.23 | -0.2 | +0.9 | +24.5 |

A stylish bull that exhibits extra length of body, depth and thickness. His dam is a long-bodied cow with a perfect udder. She is free moving with good feet and legs. 116 is one of the high marbling bulls.

| BD | BW |
|--------------|-------------|
| 4/7/14 | 80 |
| 205 WT | 365 WT |
| 721 | 1113 |
| TEST ADG | SC |
| 3.40 | 37.4 |
| %IMF | REA |
| 3.20 | 12.2 |
| CALVING EASE | PROG/AVG WR |
| ★ | 2/92 |

71 **DLC COTEAU 135**
RED POLLED 1/2 AR, 1/4 DS, 1/4 SA #206767

DLC CLASSIC LAD 070 { DLC SIR CLASSIC 5102
DLC MISS CANYON 554
DLC MISS COTEAU 096U { DLC MR COTEAU P50
DLC MISS ROYAL 616

| | |
|--------------|-------------|
| BD | BW |
| 4/18/14 | 70 |
| 205 WT | 365 WT |
| 639 | 1053 |
| TEST ADG | SC |
| 3.40 | 32.7 |
| %IMF | REA |
| 2.71 | 13.0 |
| CALVING EASE | PROG/AVG WR |
| ★★ | 4/100 |

| | | | | | | | | | |
|------|-----|-----|------|-----|-------|-------|------|------|-------|
| EPDs | | | | | | | | | |
| BW | WW | YW | MILK | MWW | FAT | REA | MARB | RBY | C WT |
| -1.7 | +33 | +64 | +24 | +41 | -0.01 | +0.21 | -0.3 | +1.0 | +25.8 |

This is a clean-made bull with style and a history of calving ease on his dam's side of the pedigree. His dam is a taller cow with excellent feet, and she's easy keeping. This bull could work on smaller birth weight heifers.

73 **DLC COTEAU 617**
BLACK POLLED 3/4 DS, 1/4 SA #206670

DLC MR BIG SHOT { CIMARRON BIG SHOT 436P
MJB NATALIE 5668R
DLC MS COTEAU 824 { DLC HIGH PLAINS 278
DLC MS BLACK IMPACT 482

| | |
|--------------|-------------|
| BD | BW |
| 4/18/14 | 80 |
| 205 WT | 365 WT |
| 623 | 1094 |
| TEST ADG | SC |
| 4.10 | 32.7 |
| %IMF | REA |
| 2.72 | 14.2 |
| CALVING EASE | PROG/AVG WR |
| ★ | 6/96 |

| | | | | | | | | | |
|------|-----|-----|------|-----|-------|-------|------|------|-------|
| EPDs | | | | | | | | | |
| BW | WW | YW | MILK | MWW | FAT | REA | MARB | RBY | C WT |
| +3.7 | +36 | +69 | +27 | +44 | +0.01 | +0.13 | +0.3 | +0.7 | +22.5 |

Here's a growth black bull that should work great on any Angus cowherd. He has a modest birth weight and smooth shoulders, plus he gained over 4 lbs. per day on test. 617 also was able to scan one of the larger REAs.

72 **DLC COTEAU 86**
BLACK POLLED 3/4 DS, 1/4 SA #206677

DLC MR BIG SHOT { CIMARRON BIG SHOT 436P
MJB NATALIE 5668R
DLC MS COTEAU 911 { DLC HIGH PLAINS P38
DLC MISS ROYAL 533

| | |
|--------------|-------------|
| BD | BW |
| 4/23/14 | 80 |
| 205 WT | 365 WT |
| 616 | 1079 |
| TEST ADG | SC |
| 3.60 | 34.3 |
| %IMF | REA |
| 3.21 | 13.4 |
| CALVING EASE | PROG/AVG WR |
| ★ | 6/95 |

| | | | | | | | | | |
|------|-----|-----|------|-----|-------|-------|------|------|-------|
| EPDs | | | | | | | | | |
| BW | WW | YW | MILK | MWW | FAT | REA | MARB | RBY | C WT |
| +0.7 | +29 | +69 | +27 | +41 | +0.01 | +0.20 | +0.3 | +0.8 | +27.1 |

A low birth weight, clean-made black bull whose dam has a history of maternal traits. This bull really performed well after weaning on, and is one of the top carcass bulls in the offering.

74 **DLC COTEAU 148**
#207354

DLC CLASSIC LAD 070 { DLC SIR CLASSIC 5102
DLC MISS CANYON 554
DLC MS COTEAU 174W {

| | |
|--------------|-------------|
| BD | BW |
| 4/24/14 | 72 |
| 205 WT | 365 WT |
| 596 | |
| TEST ADG | SC |
| 4.10 | 35.0 |
| %IMF | REA |
| 2.31 | 13.6 |
| CALVING EASE | PROG/AVG WR |
| ★★★ | |

| | | | | | | | | | |
|------|-----|-----|------|-----|-----|-----|------|-----|------|
| EPDs | | | | | | | | | |
| BW | WW | YW | MILK | MWW | FAT | REA | MARB | RBY | C WT |
| +1.3 | +41 | +76 | +19 | +39 | | | | | |

This is a low birth weight bull that has enough Salers blood in him to work on heifers. He also has enough gainability to compete with the big guys. He gained a nice 3.8-lb.-per-day on test and scanned a large REA. Dam is a nice, long-made, stylish cow with a good under and temperament.

South Devon Yearling Bulls



75 **DLC SHILO 4111**
BLACK SCURRED FULLBLOOD #206716

DLC SHILO LAD 1100 { BC SHILO 63S
MJB ROCKETTE 9594W
DLC MS BLK HUDSON 075 { DLCC HUDSON 82U
DLC MS BLACK ROYAL 630

| | |
|--------------|-------------|
| BD | BW |
| 4/16/14 | 85 |
| 205 WT | 365 WT |
| 678 | 1252 |
| TEST ADG | SC |
| 3.80 | 36.5 |
| %IMF | REA |
| 2.15 | 13.5 |
| CALVING EASE | PROG/AVG WR |
| ★ | 3/101 |

| | | | | | | | | | |
|------|-----|------|------|-----|-------|-------|------|------|-------|
| EPDs | | | | | | | | | |
| BW | WW | YW | MILK | MWW | FAT | REA | MARB | RBY | C WT |
| +2.3 | +48 | +101 | +32 | +56 | +0.02 | +0.23 | +0.6 | +0.8 | +36.4 |

This is a super thick, double black growth bull. He is a spit'n image of this sire. His dam is a great-producing Hudson cow with great feet and a picture-perfect udder. Her progeny have a 101 ratio for WW and a 104 ratio for YW.

76 **DLC LEGEND 4125**
BLACK SCURRED 7/8 DS, 1/8 AR #206674

MJB LEGEND 338X { DLCC LEGEND 145T
MJB EMPRESS 7542T
DLC MS BLACK ENUF 708 { DLCC BLACK ENUF 127J
DLC MISS ROYAL 537

| | |
|--------------|-------------|
| BD | BW |
| 4/19/14 | 90 |
| 205 WT | 365 WT |
| 707 | 1251 |
| TEST ADG | SC |
| 4.20 | 38.2 |
| %IMF | REA |
| 1.96 | 14.1 |
| CALVING EASE | PROG/AVG WR |
| ★ | 6/99 |

| | | | | | | | | | |
|------|-----|-----|------|-----|-------|-------|------|------|-------|
| EPDs | | | | | | | | | |
| BW | WW | YW | MILK | MWW | FAT | REA | MARB | RBY | C WT |
| +2.9 | +52 | +91 | +23 | +49 | +0.01 | +0.13 | +0.8 | +0.7 | +23.2 |

Another powerful performance, double black son of Legend. This bull weaned with a 104 ratio, gained 4/lbs./day on test and scanned a large REA. His dam is a thick-made, easy-keeping cow with a great disposition.



77 **DLC ROMEO LAD 4102**

BLACK POLLED FULLBLOOD #206756

MJB ROMEO 337Z { MJB ROMEO 125R
MJB SHERIDAN 6867S
DLC LEGACY LASS 231 { DLC LEGACY 55
MJB DAQUARI 5671R

| | |
|--------------|-------------|
| BD | BW |
| 4/1/14 | 90 |
| 205 WT | 365 WT |
| 721 | 1173 |
| TEST ADG | SC |
| 3.20 | 38.5 |
| %IMF | REA |
| 1.89 | 12.5 |
| CALVING EASE | PROG/AVG WR |
| ★ | 1/96 |

EPDs

| BW | WW | YW | MILK | MWW | FAT | REA | MARB | RBY | C WT |
|------|-----|-----|------|-----|------|-------|------|------|-------|
| +2.1 | +38 | +77 | +30 | +49 | 0.00 | +0.20 | +0.3 | +0.9 | +30.2 |

A double black fullblood son of Romeo 337. This guy is a tick, meaty, clean-made bull that should sire good-gaining feeder calves. His dam is a very gentle, long-bodied cow with a great udder.

78 **DLC HUDSON 4108**

RED POLLED 7/8 DS, 1/8 SA #206654

DLC HUDSON 82U { MJB SHUR LOC 106S
DLC PRINCESS MIA 78P
DLC MISS BOLERO 507 { DLC BOLERO LAD K98
DLC ROYAL LADY 210

| | |
|--------------|-------------|
| BD | BW |
| 4/22/14 | 86 |
| 205 WT | 365 WT |
| 630 | 1037 |
| TEST ADG | SC |
| 2.90 | 34.6 |
| %IMF | REA |
| 2.96 | 14.9 |
| CALVING EASE | PROG/AVG WR |
| ★ | 8/102 |

EPDs

| BW | WW | YW | MILK | MWW | FAT | REA | MARB | RBY | C WT |
|------|-----|-----|------|-----|-------|-------|------|------|-------|
| +2.5 | +32 | +67 | +31 | +47 | +0.02 | +0.50 | -0.1 | +1.3 | +32.4 |

Uniformly deep with the Hudson stature. This guy has top-notch carcass traits, fertility and longevity built in! His dam is a great Bolero cow still in the herd and her eight calves have an average 102 ratio for WW. He should work well in a Red Angus cowherd.

79 **DLC SHILO 4114**

BLACK POLLED PUREBRED #206721

DLC SHILO LAD 1100 { BC SHILO 63S
MJB ROCKETTE 9594W
DLC MS SURE THING 100 { DLC SURE THING TOO 119T
MJB MONARCH 9613W

| | |
|--------------|-------------|
| BD | BW |
| 4/18/14 | 84 |
| 205 WT | 365 WT |
| 663 | 1108 |
| TEST ADG | SC |
| 3.10 | 35.6 |
| %IMF | REA |
| 1.97 | 12.7 |
| CALVING EASE | PROG/AVG WR |
| ★ | 2/99 |

EPDs

| BW | WW | YW | MILK | MWW | FAT | REA | MARB | RBY | C WT |
|------|-----|-----|------|-----|-------|-------|------|------|-------|
| +2.6 | +51 | +95 | +30 | +55 | +0.01 | +0.14 | +0.8 | +0.6 | +36.9 |

A soggy, thick-made, double black purebred son of Shilo. He has a moderate birth weight and good growth EPDs. His dam is a smaller framed, thick cow with a perfect udder. This bull has the looks that would cross well with Salers or Simmental cows.

80 **DLC ROMEO LAD 4120**

BLACK POLLED FULLBLOOD #206759

MJB ROMEO 337Z { MJB ROMEO 125R
MJB SHERIDAN 6867S
DLC MS LEGACY 242 { DLC LEGACY 71
DLC MS ROYAL L21-636

| | |
|--------------|-------------|
| BD | BW |
| 4/10/14 | 90 |
| 205 WT | 365 WT |
| 711 | 1169 |
| TEST ADG | SC |
| 3.10 | 41.9 |
| %IMF | REA |
| 3.49 | 12.5 |
| CALVING EASE | PROG/AVG WR |
| ★ | 1/104 |

EPDs

| BW | WW | YW | MILK | MWW | FAT | REA | MARB | RBY | C WT |
|------|-----|-----|------|-----|------|-------|------|------|-------|
| +4.4 | +50 | +94 | +26 | +51 | 0.00 | +0.20 | +0.4 | +0.9 | +31.4 |

Although he was produced by a 2-year-old heifer, this bull has impressive weaning and yearling performance with above-breed average EPDs and he has one of the largest scrotal measurements. Plus, he is black and a fullblood. His pedigree does have some birth weight, however, it also has a lot of growth, maternal and carcass qualities.

81 **DLC HUDSON 4123**

RED POLLED PUREBRED #206695

DLC HUDSON 82U { MJB SHUR LOC 106S
DLC PRINCESS MIA 78P
DLC ROCKETTE 919W { X-E ROCK P296
DLC MISS ROYAL 518

| | |
|--------------|-------------|
| BD | BW |
| 4/26/14 | 85 |
| 205 WT | 365 WT |
| 645 | 1079 |
| TEST ADG | SC |
| 2.90 | 35.7 |
| %IMF | REA |
| 1.85 | 15.9 |
| CALVING EASE | PROG/AVG WR |
| ★ | 4/100 |

EPDs

| BW | WW | YW | MILK | MWW | FAT | REA | MARB | RBY | C WT |
|------|-----|-----|------|-----|-------|-------|------|------|-------|
| +3.0 | +44 | +89 | +28 | +50 | +0.02 | +0.40 | -0.1 | +1.0 | +37.8 |

This bull has the same characteristics of all the Hudson progeny. He is clean, thick and full of muscle. He is really wide topped and deep quartered. His dam is taller made, thick and has excellent feed and legs. Note that this bull has the largest REA in the offering.

82 **DLC SHILO 4127**

BLACK POLLED FULLBLOOD #206738

DLC SHILO LAD 1100 { BC SHILO 63S
MJB ROCKETTE 9594W
DLC ROYAL LADY 143 { DLC BLACK LAD 60W
DLC ROCKETTE 623

| | |
|--------------|-------------|
| BD | BW |
| 4/18/14 | 80 |
| 205 WT | 365 WT |
| 650 | 1098 |
| TEST ADG | SC |
| 3.50 | 34.2 |
| %IMF | REA |
| 2.93 | 15.2 |
| CALVING EASE | PROG/AVG WR |
| ★★ | 2/97 |

EPDs

| BW | WW | YW | MILK | MWW | FAT | REA | MARB | RBY | C WT |
|------|-----|-----|------|-----|-------|-------|------|------|-------|
| +1.5 | +38 | +80 | +33 | +52 | +0.02 | +0.11 | +0.9 | +0.4 | +27.4 |

A long, clean-made Shils son that has the visual appearance of calving ease. This bull also has excellent carcass rankings. His dam's offspring have an actual average birth weight of 70 lbs. This bull should work on South Devon heifers.

83 **DLC HUDSON 4133**

RED POLLED PUREBRED #206668

DLC HUDSON 82U { MJB SHUR LOC 106S
DLC PRINCESS MIA 78P
DLC MS ROYAL L21-636 { DLC ROYAL LAD 21
DLC MISS BOLERO 221

| | |
|--------------|-------------|
| BD | BW |
| 5/1/14 | 88 |
| 205 WT | 365 WT |
| 731 | 1201 |
| TEST ADG | SC |
| 3.60 | 33.0 |
| %IMF | REA |
| 1.84 | 14.1 |
| CALVING EASE | PROG/AVG WR |
| ★ | 7/102 |

EPDs

| BW | WW | YW | MILK | MWW | FAT | REA | MARB | RBY | C WT |
|------|-----|-----|------|-----|-------|-------|------|------|-------|
| +3.2 | +53 | +99 | +29 | +55 | +0.02 | +0.36 | +0.1 | +0.9 | +33.2 |

Here's a younger bull that is packed full of muscle and performance! He has all of the cattle-men's favorite qualities of the Hudson cattle - growth, performance, carcass and longevity. This guy has a WW ratio of 108, gained over 3.5 lbs. per day on test and scanned a 14" REA.



Lot 84

84

DLC ROMEO 4124

RED POLLED FULLBLOOD #206755

MJB ROMEO 337Z { MJB ROMEO 125R
MJB SHERIDAN 6867S
DLC LEGACY LASS 230 { DLC LEGACY 55
DLC MISS ROYAL 841U

| | |
|--------------|-------------|
| BD | BW |
| 4/17/14 | 80 |
| 205 WT | 365 WT |
| 668 | 1086 |
| TEST ADG | SC |
| 3.00 | 36.9 |
| %IMF | REA |
| 3.20 | 11.84 |
| CALVING EASE | PROG/AVG WR |
| ★ | 1/98 |

EPDs

| BW | WW | YW | MILK | MWW | FAT | REA | MARB | RBV | C WT |
|------|-----|-----|------|-----|-------|-------|------|------|-------|
| +2.0 | +39 | +75 | +32 | +51 | +0.01 | +0.16 | +0.5 | +0.8 | +27.7 |

A well-balanced, clean-fronted, light birth weight Romeo son that has the looks of a calving ease bull. His dam is a clean, long-bodied Legacy 55 cow. 55 sired many smooth-made, maternal and feminine females for us. This bull should work on South Devon heifers. Note he is a high-marbling bull as well.

85

DLC LEGEND LAD 4128

RED POLLED 7/8 DS, 1/8 AR #206699

MJB LEGEND 338X { DLCC LEGEND 145T
MJB EMPRESS 7542T
DLC LADY LEGACY 931W { DLC LEGACY 55
DLC MS ROYAL L21-636

| | |
|--------------|-------------|
| BD | BW |
| 4/22/14 | 96 |
| 205 WT | 365 WT |
| 673 | 1188 |
| TEST ADG | SC |
| 3.80 | 35.9 |
| %IMF | REA |
| 2.74 | 12.0 |
| CALVING EASE | PROG/AVG WR |
| ★ | 4/100 |

EPDs

| BW | WW | YW | MILK | MWW | FAT | REA | MARB | RBV | C WT |
|------|-----|-----|------|-----|-------|-------|------|------|-------|
| +3.3 | +44 | +80 | +28 | +50 | +0.02 | +0.11 | +1.0 | +0.5 | +21.8 |

A very stylish and thick-quartered bull. He has a strong maternal combination with Legend on a Legacy daughter – good growth with plenty of milk. His dam is a double-bred Bolero cow. This bull should sire good feeder steers and replacement females.

86

DLC MR SHILO 420

RED POLLED FULLBLOOD #206707

DLC SHILO LAD 1100 { BC SHILO 63S
MJB ROCKETTE 9594W
DLC MS LEGACY 008X { DLC LEGACY 55
DLC ROCKETTE 607

| | |
|--------------|-------------|
| BD | BW |
| 5/8/14 | 92 |
| 205 WT | 365 WT |
| 684 | 1178 |
| TEST ADG | SC |
| 3.10 | 34.6 |
| %IMF | REA |
| 3.74 | 13.8 |
| CALVING EASE | PROG/AVG WR |
| ★ | 3/110 |

EPDs

| BW | WW | YW | MILK | MWW | FAT | REA | MARB | RBV | C WT |
|------|-----|-----|------|-----|-------|-------|------|------|-------|
| +4.8 | +51 | +96 | +39 | +64 | +0.02 | +0.17 | +0.5 | +0.6 | +32.9 |

This young bull is so balanced and so impressive we just had to put him in the sale! He just does everything right. Cattlemen will appreciate his growth and muscle pattern. His dam is a great producer with average WW and YW ratios at 110. His dam on the South Devon Hallmark Dam list.



87

DLC ROMEO LAD 4101

BLACK POLLED FULLBLOOD #206748

MJB ROMEO 337Z { MJB ROMEO 125R
MJB SHERIDAN 6867S
DLC LEGACY LASS 211 { DLC LEGACY 55
DLC MS BLACK ENUF 705

| | |
|--------------|-------------|
| BD | BW |
| 4/1/14 | 85 |
| 205 WT | 365 WT |
| 645 | 1104 |
| TEST ADG | SC |
| 3.30 | 35.4 |
| %IMF | REA |
| 2.05 | 12.3 |
| CALVING EASE | PROG/AVG WR |
| ★ | 1/86 |

EPDs

| BW | WW | YW | MILK | MWW | FAT | REA | MARB | RBV | C WT |
|------|-----|-----|------|-----|-------|-------|------|------|-------|
| +2.1 | +26 | +62 | +29 | +42 | +0.01 | +0.18 | +0.5 | +0.8 | +26.9 |

Another thick, meaty Romeo son with a moderate birth weight and good growth. His dam is a pleasant, good-structured young cow with a picture-perfect udder. Again, this bull looks like he'd cross well on Salers or Simmental cows.



88

DLC SHILO 4131

BLACK SCURRED FULLBLOOD #206713

DLC SHILO LAD 1100 { BC SHILO 63S
MJB ROCKETTE 9594W
DLC MS ROCKETTE 027X { X-E ROCK P296
DLC BOLERO LASS 967

| | |
|--------------|-------------|
| BD | BW |
| 4/25/14 | 82 |
| 205 WT | 365 WT |
| 659 | 1119 |
| TEST ADG | SC |
| 3.20 | 35.9 |
| %IMF | REA |
| 2.99 | 12.17 |
| CALVING EASE | PROG/AVG WR |
| ★ | 3/104 |

EPDs

| BW | WW | YW | MILK | MWW | FAT | REA | MARB | RBV | C WT |
|------|-----|-----|------|-----|-------|-------|------|------|-------|
| +3.2 | +47 | +90 | +33 | +56 | +0.02 | +0.15 | +0.7 | +0.5 | +32.6 |

Phenotypically complete, this clean-fronted, thick-made son of Shilo has potential to work great in any crossbreeding program. His dam is a thick-made cow who is easy moving and fleshing with good feet and udder.

DLC Legacy 55T



A

DLC LEGACY 55T

RED POLLED PERCENTAGE #190782

SBCCL ROYAL LEGACY 5123 { NORTH PADDLE LEGACY 32L
MJB HEATHER 8671H

DLC MISS BOLERO 221 { DLC BOLERO LAD 96
DLC MS ROYAL 012

| | |
|---------|-----|
| BD | BW |
| 4/20/07 | 57 |
| 205 WT | WR |
| 687 | |
| 365 WT | YR |
| 1244 | |
| %IMF | REA |
| | |
| FAT | |

EPDs/BREED RANKING

| BW | WW | YW | MILK | MWW | FAT | REA | MARB | RBY | C WT |
|------|-----|-----|------|-----|-------|-------|------|------|-------|
| +2.2 | +35 | +70 | +44 | +62 | +0.04 | +0.12 | +0.4 | +0.3 | +19.1 |

This stylish, correctly made, heavy-muscled bull leads the nation in having the most daughters on the South Devon's Hallmark Dam list with five. 55T ranks first in the nation in MWW and Milk, 8th in scrotal circumference and, on the breed's Balanced Trait Leader list, he ranks seventh of all proven South Devon sires. Many grandsons and granddaughters are in the sale.

DLC Shilo Lad 1100



B

DLC SHILO LAD 1100

BLACK POLLED FULLBLOOD #200083

BC SHILO 63S { DLCC SURE-ENUG
CIMARRON PLAYMATE 893H

MJB ROCKETTE 9594W { DLC THE ROCK 52
MJB SERENTY 6642S

| | |
|---------|-----|
| BD | BW |
| 2/27/11 | |
| 205 WT | WR |
| 365 WT | YR |
| %IMF | REA |
| | |
| FAT | |

EPDs/BREED RANKING

| BW | WW | YW | MILK | MWW | FAT | REA | MARB | RBY | C WT |
|------|-----|------|------|-----|-------|-------|------|------|-------|
| +3.7 | +61 | +110 | +34 | +64 | +0.02 | +0.11 | +0.8 | +0.5 | +35.7 |

Shilo is a moderate-framed bull with exceptional thickness, masculinity and fleshing ability. He is one of the most easy-going sires you'll find, and he passes this great disposition on to his progeny. He is a tremendous growth sire as he ranks 8th in the South Devon breed for YW and 9th for WW.

DLCC Hudson 82U



C

DLCC HUDSON 82U

RED POLLED PERCENTAGE #193574

MJB SHUR LOC 106S { DLCC SURE-ENUG
MJB PROMISE 4550P

DLCC PRINCESS MIA 78P { DLCC POLLED PRO 111H
DLCC POPEYE 170K

| | |
|--------|------|
| BD | BW |
| 4/1/11 | 90 |
| 205 WT | WR |
| 847 | 123 |
| 365 WT | YR |
| 1292 | 113 |
| %IMF | REA |
| 2.94 | 13.0 |
| FAT | |
| 0.20 | |

EPDs/BREED RANKING

| BW | WW | YW | MILK | MWW | FAT | REA | MARB | RBY | C WT |
|------|-----|-----|------|-----|-------|-------|------|------|-------|
| +1.5 | +42 | +95 | +33 | +54 | +0.02 | +0.56 | -0.4 | +1.4 | +43.3 |

Hudson is the No. 2 ranked South Devon sire for the "\$ Profit" index. His progeny are fast growing, heavy muscled, easy fleshing – the money-making type of cattle. His daughters are making great cows with perfect udders. Hudson ranks 10th on the breed's Balanced Trait Leader list and he is also the 9th ranked sire in milk and the 10th in MWW.

MJB Legend 338X



D

MJB LEGEND 338X

BLACK POLLED PERCENTAGE #198128

DLCC LEGEND 145T { DLCC SURE THING 34P
DLCC LA DI DA 14K

MJB EMPRESS 7542T { M A R MIDLAND EMPIRE 3092
MJB NORTHERN LIGHT 5691R


| | |
|--------|-----|
| BD | BW |
| 3/1/10 | 71 |
| 205 WT | WR |
| 669 | 105 |
| 365 WT | YR |
| %IMF | REA |
| | |
| FAT | |

EPDs/BREED RANKING

| BW | WW | YW | MILK | MWW | FAT | REA | MARB | RBY | C WT |
|------|-----|-----|------|-----|-------|-------|------|------|-------|
| +1.4 | +53 | +83 | +25 | +51 | +0.01 | +0.06 | +1.4 | +0.6 | +24.2 |

We purchased 338X from the MJB ranch in Montana because of his exceptional birth-to-yearling weight spread. 338X is extremely sound and well muscled. He passes these traits down to his offspring. His daughters are very productive with good udders. His sons seem to always be sale favorites. 338X sons should work great in crossbreeding situations.

MJB ROMEO 337Z



MJB ROMEO 337Z

BLACK SCURRED PUREBRED #201824

MJB ROMEO 125R

{ CIMARRON CASSANOVA 354N
{ MJB NIKKI 3657N

MJB SHERIDAN 6867S

{ DLCC SURE-ENUF
{ MJB REMI 8541H

| | |
|--------|-------|
| BD | BW |
| 3/7/12 | 71 |
| 205 WT | WR |
| 692 | 106 |
| 365 WT | YR |
| 1119 | 103 |
| %IMF | REA |
| FAT | RFI |
| | -0.24 |
| RBY | C WT |
| +1.0 | +31.7 |

EPDs/BREED RANKING

| BW | WW | YW | MILK | MWW | FAT | REA | MARB | RBY | C WT |
|------|-----|-----|------|-----|-------|-------|------|------|-------|
| +1.0 | +45 | +84 | +26 | +48 | -0.01 | +0.17 | +0.5 | +1.0 | +31.7 |

Romeo sires cattle with explosive growth, style and wide tops. We purchased 337Z from MJB Ranch at the 2013 Midland Bull Test Sale for use on first-calf heifers. All his sons and daughters in the sale are out of first calvers and some are sale features.

Future Reference Sires

PARINGA IRON ORE E27, SIRE



LELAND IRON ORE 680

RED POLLED 100% 1A #1624389

PARINGA IRON ORE E27

{ TE MANIA ADA A149
{ STORTH OAKS LOWAN C1(TW)

LELAND NORSEMAN Y22

{ 5L NORSEMAN KING 2291
{ LELAND GOLDIE 25XA-2245

| | |
|--------|------------|
| BD | BW |
| 4/5/13 | 83 |
| 205 WT | WR |
| 782 | 107 |
| 365 WT | YR |
| 1213 | 104 |
| %IMF | REA |
| 2.76 | 11.70 |
| FAT | DAM'S MPPA |
| 0.18 | 2/101.4 |

EPDs/BREED RANKING

| HB | GM | CED | BW | WW | YW | MILK | ME | HPG | CEM | ST | MARB | YG | CW | REA | FAT |
|-----|-----|-----|------|-----|-----|------|----|-----|-----|-----|------|-------|-----|------|-------|
| 85 | 51 | 3 | -2.1 | 53 | 92 | 23 | -6 | 9 | 2 | 8 | 0.80 | -0.06 | 22 | 0.28 | -0.01 |
| 81% | 34% | 57% | 33% | 65% | 42% | 27% | 9% | 77% | 82% | 87% | 6% | 14% | 45% | 19% | 21% |

BIEBER FUSION B549



BIEBER FUSION B549

RED POLLED 100% 1A #1689761

ANDRAS FUSION R236

{ ANDRAS IN FOCUS B175
{ ANDRAS BELLE B167

BASIN PRIMROSE 0T43

{ BASIN TREND SETTER 6074
{ BASIN PRIMROSE 2043

| | |
|---------|------------|
| BD | BW |
| 3/25/14 | 84 |
| 205 WT | WR |
| 711 | |
| 365 WT | YR |
| 1259 | |
| %IMF | REA |
| FAT | DAM'S MPPA |
| | 7/105.7 |

EPDs/BREED RANKING

| HB | GM | CED | BW | WW | YW | MILK | ME | HPG | CEM | ST | MARB | YG | CW | REA | FAT |
|-----|----|-----|------|-----|-----|------|-----|-----|-----|-----|------|------|-----|------|------|
| 153 | 54 | 10 | -3.2 | 63 | 101 | 30 | -1 | 11 | 5 | 13 | 0.74 | 0.10 | 25 | 0.40 | 0.05 |
| 11% | 5% | 8% | 19% | 28% | 25% | 2% | 29% | 35% | 40% | 30% | 8% | 78% | 35% | 9% | 96% |

Bieber Fusion B549 was our pick of the high selling sons of Andras Fusion R236 at Bieber's 2015 spring sale. He and his three (ET) full brothers averaged \$38,250. 549 is a very well-balanced, free-moving, long-sided, smooth-shouldered, excellent-footed bull with high ranking EPDs and profit potential.

BC ARIAT 394A

RED POLLED FULLBLOOD #203995

DLCC MT DUNDEE 9Y

{ CIMARRON BIG SHOT 436P
{ MJB NORTHERN LIGHT 4570P


BC ROYAL LASS 9804W

{ DLC BOLERO 57
{ BC DAQUARI 5514R

| | |
|---------|-----|
| BD | BW |
| 3/20/13 | 80 |
| 205 WT | WR |
| 674 | |
| 365 WT | YR |
| %IMF | REA |
| FAT | RFI |

EPDs/BREED RANKING

| BW | WW | YW | MILK | MWW | FAT | REA | MARB | RBY | C WT |
|------|-----|-----|------|-----|-------|-------|------|------|-------|
| +2.1 | +44 | +82 | +29 | +50 | +0.01 | +0.07 | +0.4 | +0.5 | +24.4 |



KNN RYDER 1A

BLACK POLLED FULLBLOOD #204193

KNN RANGER 37T

{ DLCC OPEN RANGE 3R
{ KNN RUBEE DANCER 25R

KNN 45W

{ KNN PRAIRIE DUST 22S
{ WM LACE 166L

| | |
|---------|-----|
| BD | BW |
| 1/10/13 | 75 |
| 205 WT | WR |
| 618 | |
| 365 WT | YR |
| %IMF | REA |
| FAT | RFI |

EPDs/BREED RANKING

| BW | WW | YW | MILK | MWW | FAT | REA | MARB | RBY | C WT |
|------|-----|-----|------|-----|-------|-------|------|------|-------|
| +1.9 | +46 | +84 | +28 | +51 | +0.01 | +0.22 | +0.1 | +0.8 | +28.4 |

DLC HAMMER 1152



DLC HAMMER 1152

RED POLLED 100% 1A #1457385

HXC JACKHAMMER 8800U

{ HXC HEMI 4400P
{ HXC JOLENE 301N

DLC KING ROB LASS 649

{ KUHN'S KING ROB
{ DLC MISS HOBO 252

| | |
|--------|------------|
| BD | BW |
| 4/1/11 | 90 |
| 205 WT | WR |
| 847 | 123 |
| 365 WT | YR |
| 1292 | 113 |
| %IMF | REA |
| 2.94 | 13.0 |
| FAT | DAM'S MPPA |
| 0.20 | 5/102.3 |

EPDs/BREED RANKING

| HB | GM | CED | BW | WW | YW | MILK | ME | HPG | CEM | ST | MARB | YG | CW | REA | FAT |
|-----|----|-----|-----|----|-----|------|-----|-----|-----|-----|------|------|----|-------|------|
| 107 | 53 | -5 | 6.1 | 99 | 142 | 6 | 5 | 12 | 2 | 11 | 0.78 | 0.25 | 62 | -0.06 | 0.00 |
| 52% | 8% | 99% | 99% | 1% | 1% | 99% | 69% | 23% | 69% | 46% | 7% | 99% | 1% | 79% | 42% |

This was the high-selling bull in our 2012 sale. We were able to use Hammer for two breeding seasons. He sires deep, thick, heavy-muscled progeny with above-average REAs. His first daughters calved here this spring and they have ideal udders and appear to produce adequate milk as their calves are doing well.

LCOC DENIRO A024Z



LCOC DENIRO A024Z

RED POLLED 100% 1A #1510881

LEACHMAN DENIRO A090X

{ LCOC ROMERO A07T
{ SRN TYRA 7155

SN FORTUNE 7011

{ LCOC HIGH NOON A093R
{ SRN MS. FORTUNE 5111

| | |
|--------|------------|
| BD | BW |
| 3/7/12 | 76 |
| 205 WT | WR |
| 692 | |
| 365 WT | YR |
| 1104 | |
| %IMF | REA |
| 4.27 | 12.89 |
| FAT | DAM'S MPPA |
| 0.27 | 5/101.5 |

EPDs/BREED RANKING

| HB | GM | CED | BW | WW | YW | MILK | ME | HPG | CEM | ST | MARB | YG | CW | REA | FAT |
|-----|-----|-----|------|-----|-----|------|-----|-----|-----|-----|------|------|-----|------|------|
| 139 | 53 | 11 | -3.7 | 62 | 102 | 24 | 4 | 8 | 7 | 12 | 0.68 | 0.03 | 25 | 0.30 | 0.01 |
| 20% | 10% | 6% | 14% | 34% | 26% | 23% | 63% | 87% | 21% | 34% | 12% | 50% | 37% | 18% | 60% |

We bought 024 at Leachman's 2013 sale for his feed efficiency and profit-producing ratings. His tremendous calving ease is just a bonus. He sires thick, fast growing cattle with a lot of efficiency. His offspring have also been our highest marbling calves. We have mated 024 to first and second calvers with great success and no calving assistance required.

KOESTER MAGNUM 139



KOESTER MAGNUM 139

RED POLLED 99.7% 1B #1497123

LJC MAGNUM 014W

{ LJC MISSION STATEMENT P27
{ LJC DYNA 522 014

KOESTER MS BIG SKY 721

{ FEDDES BIG SKY R9
{ KOESTER MISS HOLLIDAY 515

| | |
|---------|------------|
| BD | BW |
| 9/20/11 | 80 |
| 205 WT | WR |
| 638 | 100 |
| 365 WT | YR |
| 1098 | 98 |
| %IMF | REA |
| 2.55 | 13.47 |
| FAT | DAM'S MPPA |
| 0.21 | 4/98.5 |

EPDs/BREED RANKING

| HB | GM | CED | BW | WW | YW | MILK | ME | HPG | CEM | ST | MARB | YG | CW | REA | FAT |
|-----|-----|-----|------|-----|-----|------|-----|-----|-----|-----|------|-------|-----|------|------|
| 151 | 51 | 8 | -5.5 | 54 | 85 | 22 | -1 | 13 | 4 | 14 | 0.48 | -0.14 | 12 | 0.47 | 0.00 |
| 12% | 27% | 18% | 4% | 62% | 59% | 37% | 30% | 10% | 57% | 14% | 37% | 4% | 75% | 7% | 42% |

Magnum, purchased at Koester's 2013 sale, is a really long-bodied, clean-fronted, stylish bull that also offered calving ease. He sires progeny that are clean and smooth made with a little extra frame to them. We used 139 mainly on our 1B cowherd and his first set of sons and daughters are in the offering.

RED CROWFOOT OLE'S OSCAR, SIRE



DLC'S OSCAR 1191

RED POLLED 100% 1A #1457359

RED CROWFOOT OLE'S OSCAR

{ MLK CRK CUB 722
{ RED CROWFOOT OMEGA 9179J

DLC MISS CLASSIC 444

{ BADLANDS CLASSIC 069
{ DLC MS LADIES MAN 143

| | |
|---------|------------|
| BD | BW |
| 3/30/11 | 68 |
| 205 WT | WR |
| 586 | 85 |
| 365 WT | YR |
| 1025 | 90 |
| %IMF | REA |
| 2.23 | 13.1 |
| FAT | DAM'S MPPA |
| 0.15 | 7/91.3 |

EPDs/BREED RANKING

| HB | GM | CED | BW | WW | YW | MILK | ME | HPG | CEM | ST | MARB | YG | CW | REA | FAT |
|-----|-----|-----|------|-----|-----|------|-----|-----|-----|-----|------|-------|-----|------|-------|
| 94 | 51 | 6 | -6.7 | 38 | 60 | 14 | 4 | 6 | 10 | 8 | 0.52 | -0.09 | -4 | 0.08 | -0.01 |
| 68% | 28% | 23% | 1% | 94% | 93% | 88% | 64% | 96% | 4% | 84% | 31% | 10% | 96% | 52% | 21% |

1191 was bred, kept in and used in our program for one reason - we wanted a bullet-proof heifer bull and he has not let us down! His progeny are long bodied, small headed and smooth shouldered. A bonus in this bloodline is the carcass characteristics. 1191 sons should all work extremely well on first-calf heifers.

DAHL LAND & CATTLE LLP

6442 55th Ave SE
Gackle, ND 58442

PRESORTED
FIRST-CLASS MAIL
U.S. POSTAGE PAID
LivestockDirect.net
PERMIT NO. 29



**2014 World South Devon Tour
Dahl Land & Cattle LLP**



**2014 NDSA
All Breeds Cattle Tour
Dahl Land & Cattle LLP**